

SHEAI 2019

UTILIZATION REPORT

08/13/2019 - 06/15/2020

AGENDA

This report aims to provide the management of COMPANY with significant information regarding its medical utilization from its HMO program under Intellicare.





POPULATION PROFILE

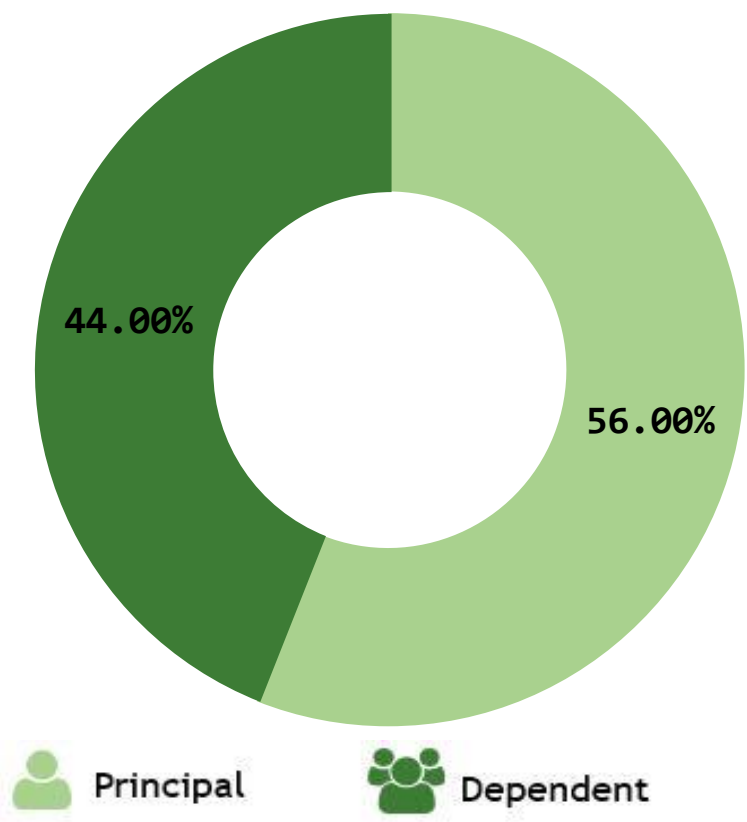
Per Membership Type

Per Dependent Type

Age and Gender

Population Profile

Membership Type Distribution

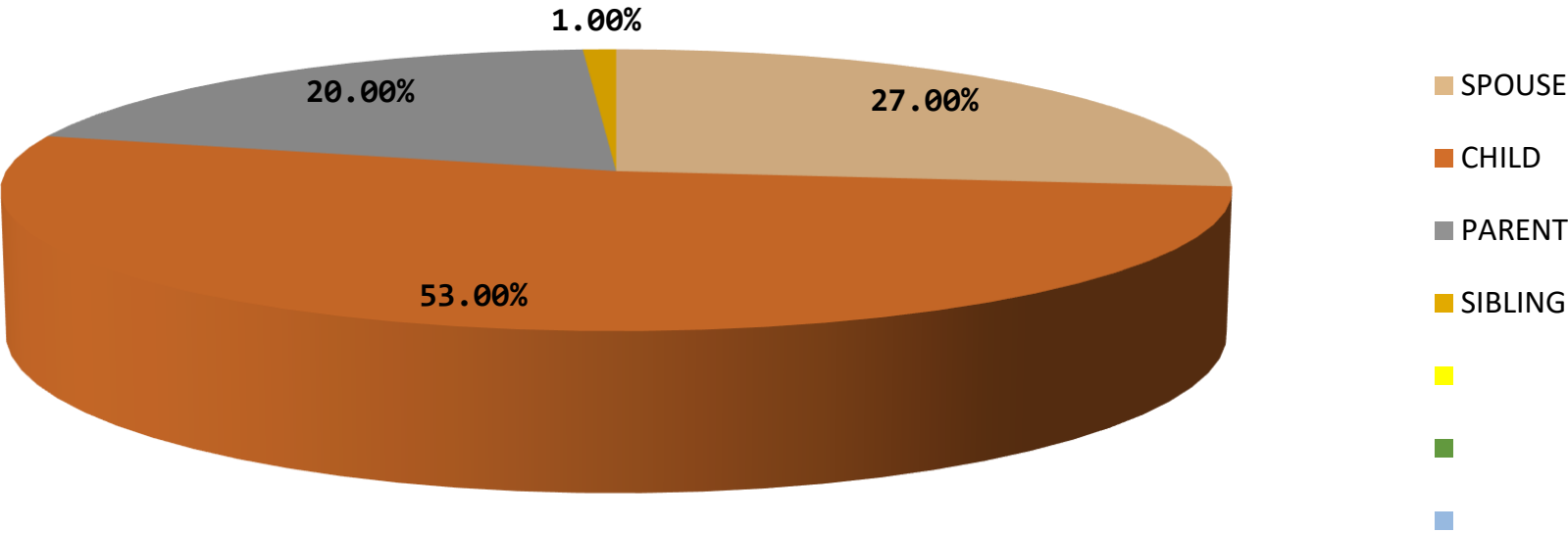


MEMBERSHIP TYPE	COUNT	PERCENTAGE
PRINCIPAL	230	56.00%
DEPENDENTS	178	44.00%
TOTAL	408	100%

Principal members comprise 56% (230) while dependent members comprise 44% (178) of the overall membership population.

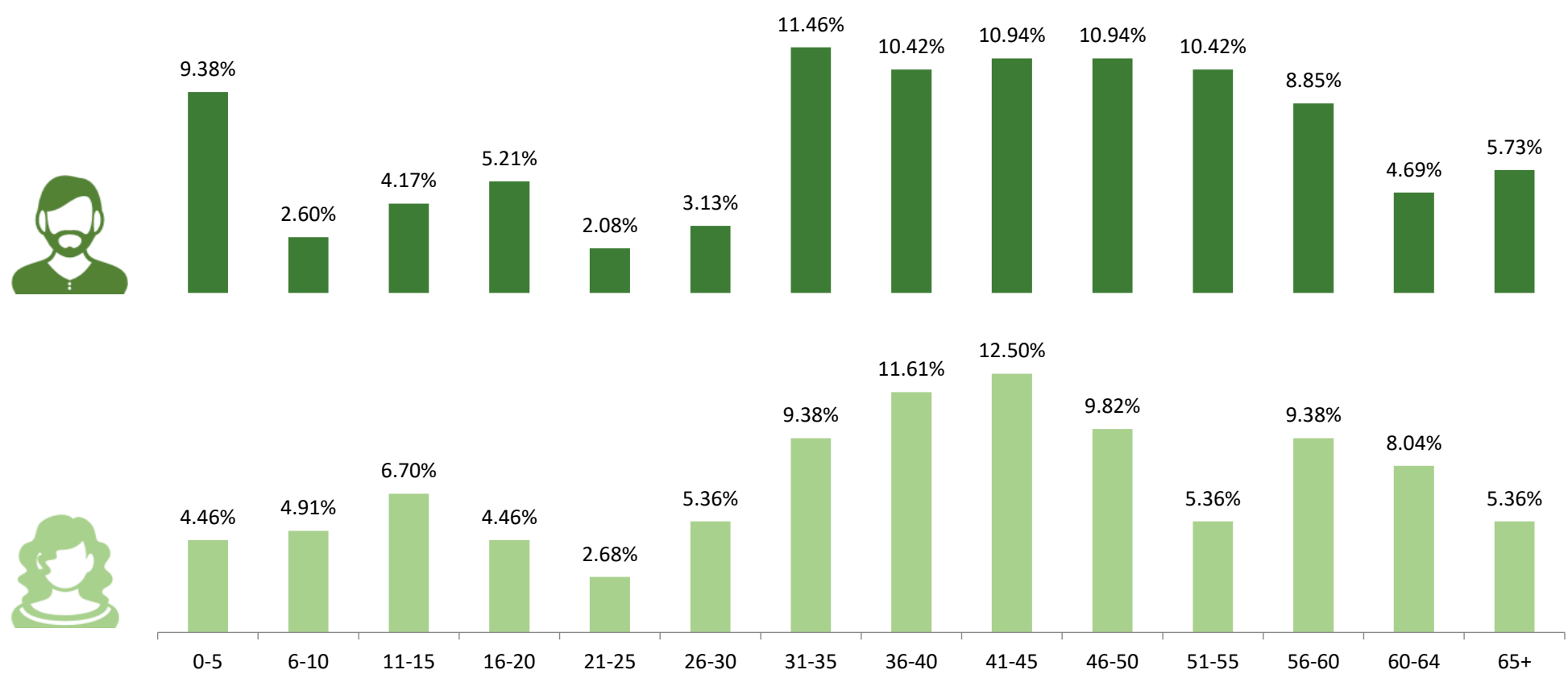
Population Profile

Per Dependent Type



Population Profile

Age and Gender Distribution



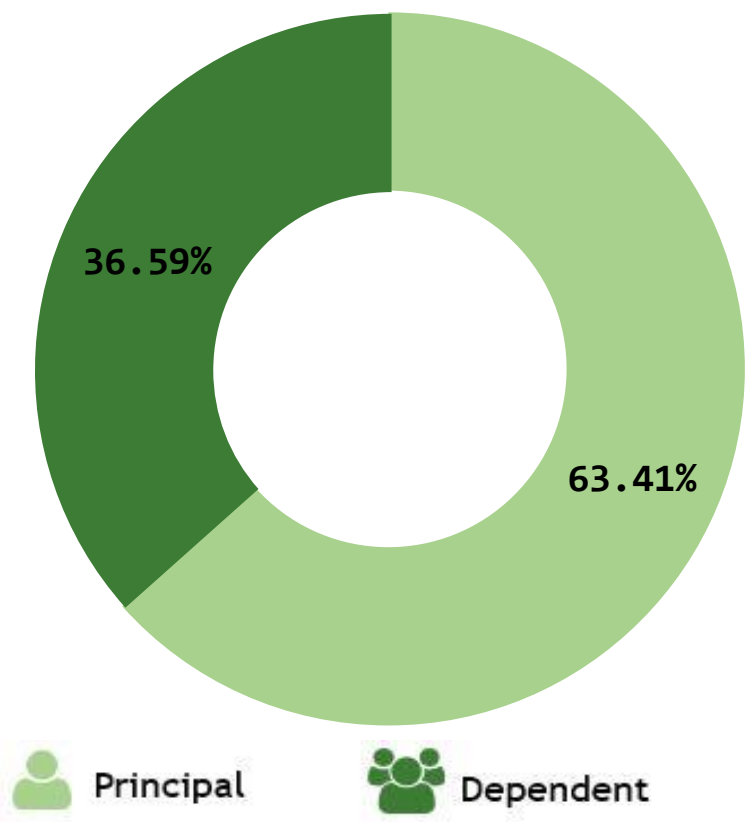


SPENDING PROFILE

Total Utilization
Claims Summary

Spending Profile

Consolidated Spend Distribution per Membership Type

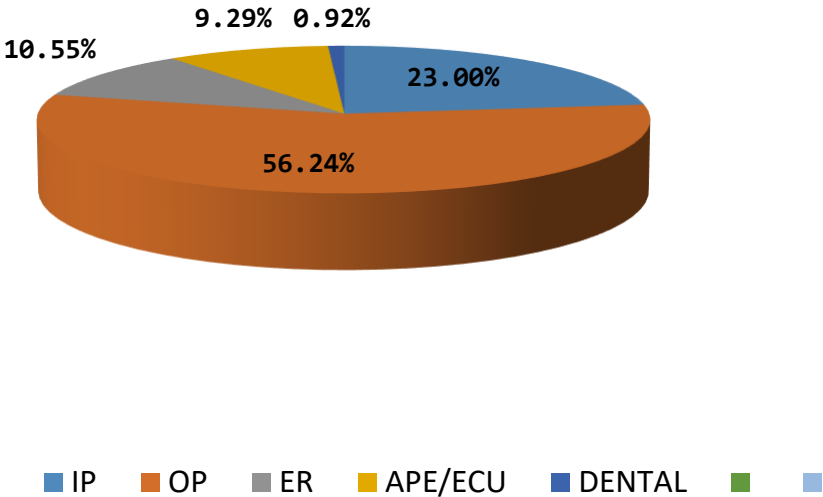


MEMBERSHIP TYPE	AMOUNT	PERCENTAGE
PRINCIPAL	2,122,993.92	63.41%
DEPENDENTS	1,225,199.36	36.59%
TOTAL	3,348,193.28	100%

PRINCIPAL members are the highest utilizers With 63.41% of the total amount of utilizations for all Claim types, while DEPENDENT utilizers are at 36.59%.

Spending Profile

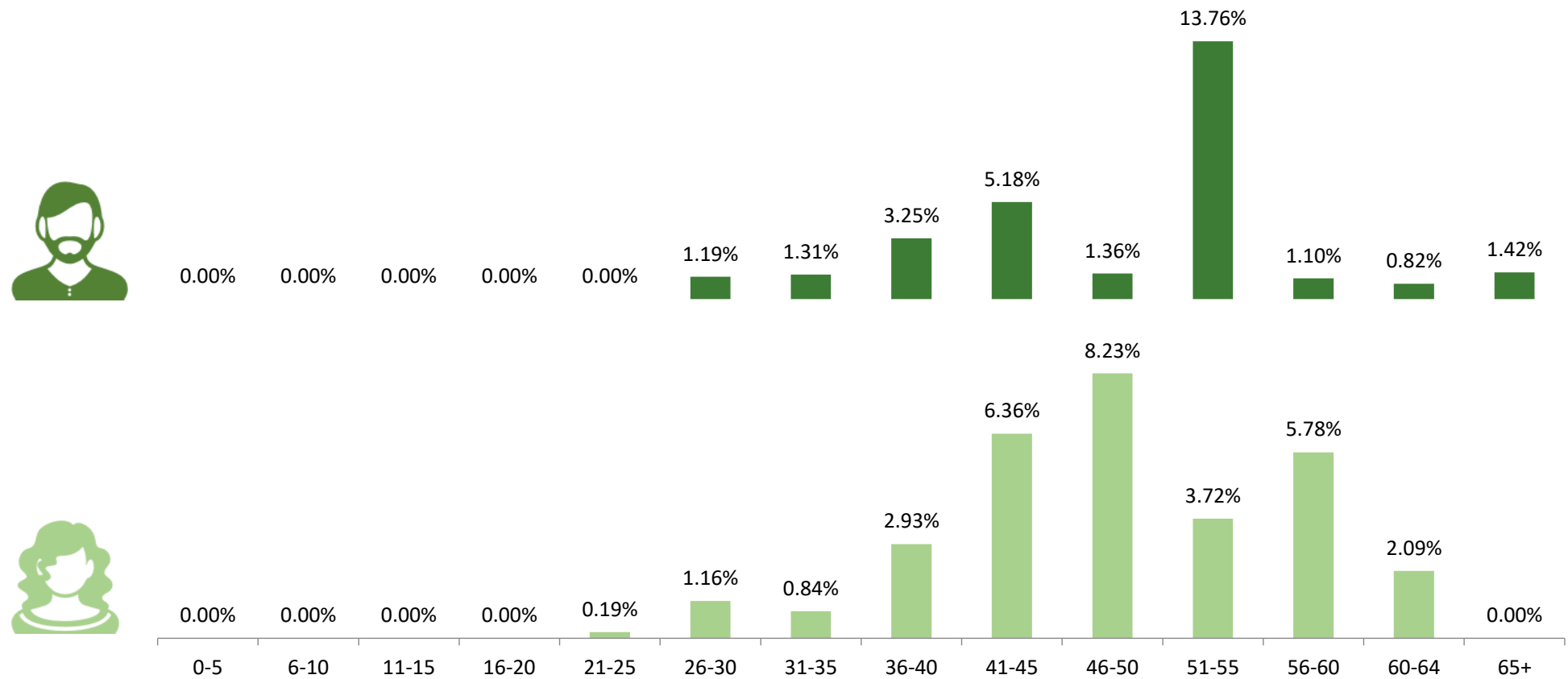
Claims Summary (Consolidated)



CLAIM TYPE	AMOUNT	PERCENTAGE
IP	769,770.74	23.00%
OP	1,882,136.39	56.24%
ER	353,018.07	10.55%
APE/ECU	310,747.50	9.29%
DENTAL	30,900.00	0.92%
TOTAL	3,346,572.70	100%

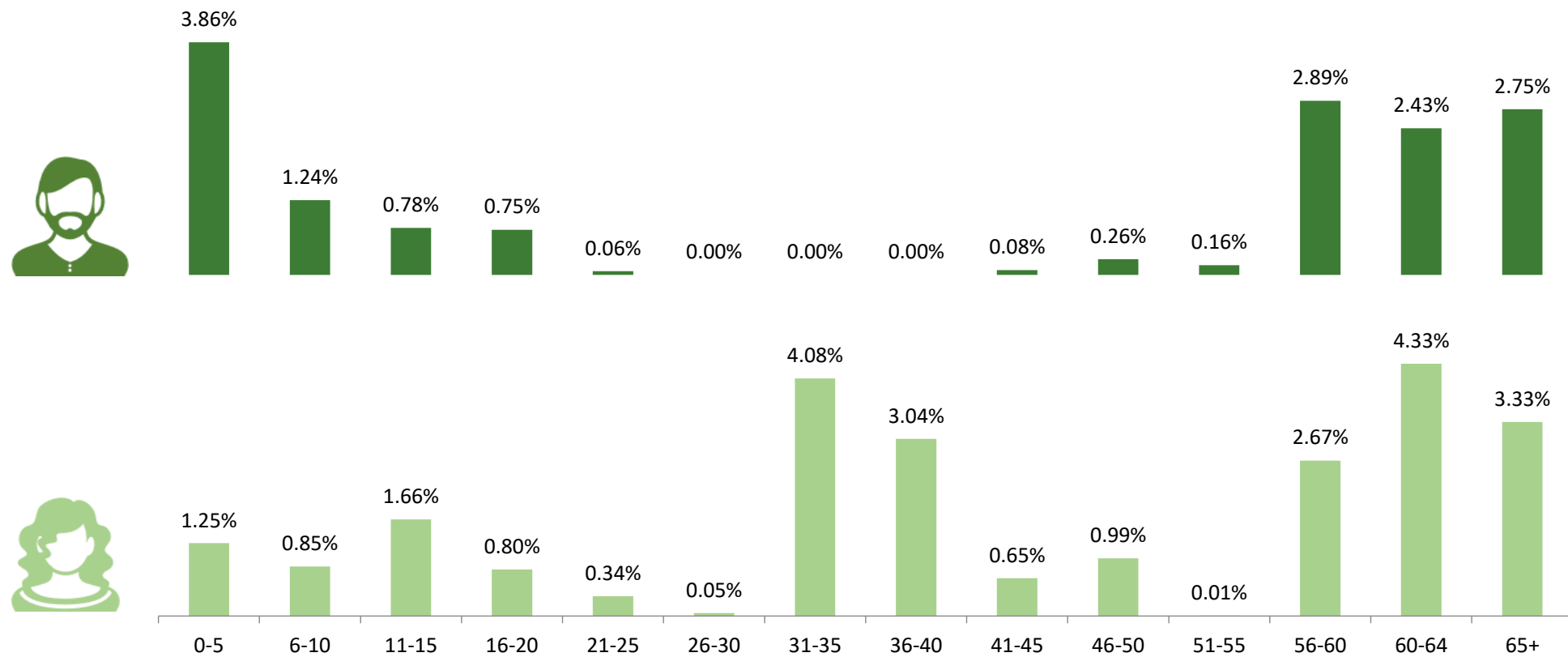
Spending Profile

Age and Gender Distribution (PRINCIPAL)



Spending Profile

Age and Gender Distribution (DEPENDENT)



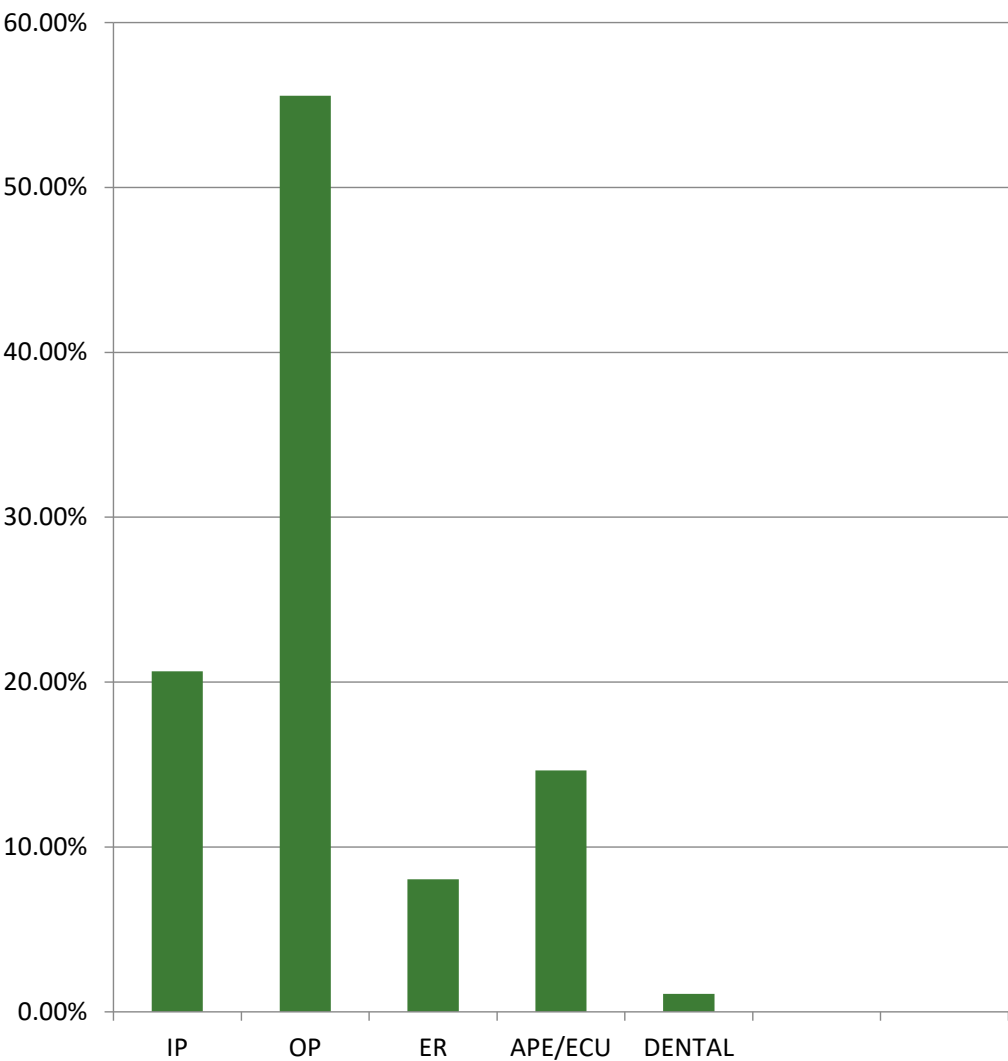


AVAILMENT PROFILE

Per Membership Type
Per Dependent Type
Per Age and Gender

Availment Profile

Spend Distribution per Membership Type (Principal)

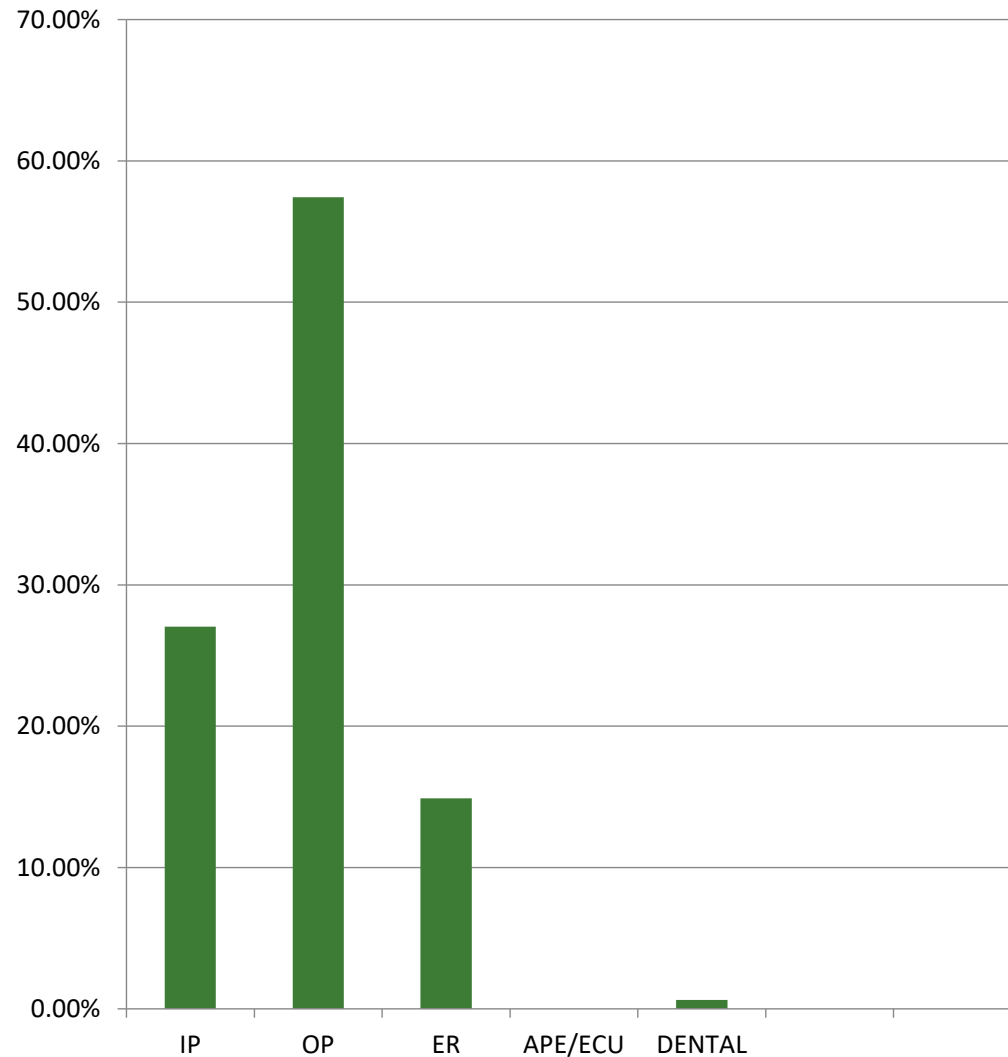


CLAIM TYPE	AMOUNT	PERCENTAGE
IP	438,374.38	20.66%
OP	1,178,551.96	55.56%
ER	170,599.50	8.04%
APE/ECU	310,747.50	14.65%
DENTAL	23,100.00	1.09%
TOTAL	2,121,373.34	100%

AS SHOWN IN THE GRAPH , 'OUT-PATIENT' CLAIMS ACCOUNT FOR MAJORITY OF THE MEMBER'S UTILIZATIONS AT 55.56% WHILE 'IN-PATIENT' CLAIMS CONTRIBUTE 20.66% OF THE OVERALL COST OF SHEAI 2019.

Availment Profile

Spend Distribution per Membership Type (Dependents)

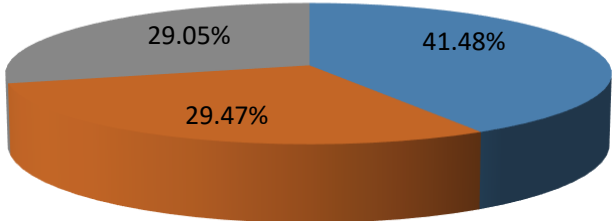


CLAIM TYPE	AMOUNT	PERCENTAGE
IP	331,396.36	27.05%
OP	703,584.43	57.43%
ER	182,418.57	14.89%
APE/ECU	0.00	0.00%
DENTAL	7,800.00	0.64%
TOTAL	1,225,199.36	100%

AS SHOWN IN THE GRAPH , 'OUT-PATIENT' CLAIMS ACCOUNT FOR MAJORITY OF THE MEMBER'S UTILIZATIONS AT 57.43% WHILE 'IN-PATIENT' CLAIMS CONTRIBUTE 27.05% OF THE OVERALL COST OF SHEAI 2019.

Availment Profile

Spend Distribution per Dependent Type



■ SPOUSE ■ CHILD ■ PARENT ■ SIBLING ■ ■ ■

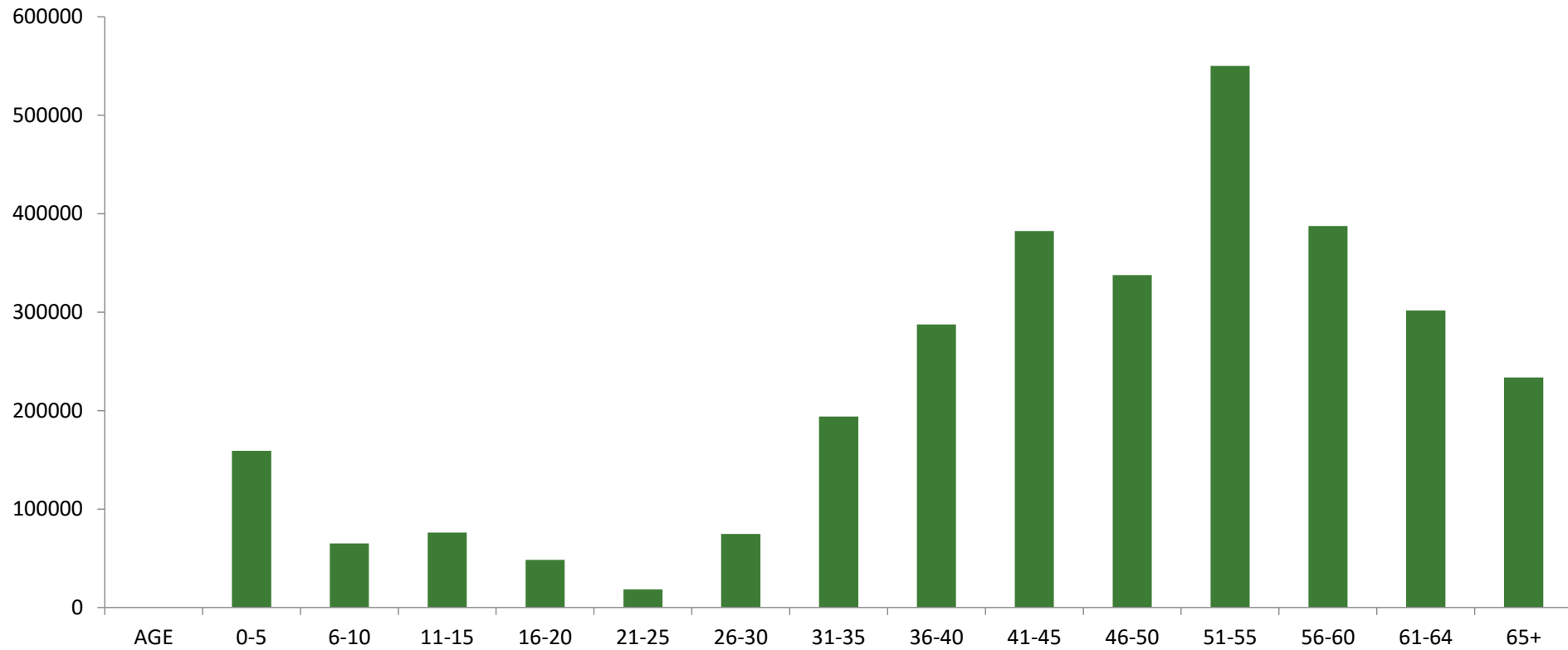
RELATION	AMOUNT	PERCENTAGE
SPOUSE	508,259.20	41.48%
CHILD	361,053.82	29.47%
PARENT	355,886.34	29.05%
SIBLING	0.00	0.00%
TOTAL	1,225,199.36	100%

* 41.48% of the total utilization under the dependents column was incurred by SPOUSE dependents.

* 29.47% of the group's utilization under the dependents column was utilized by CHILD dependents.

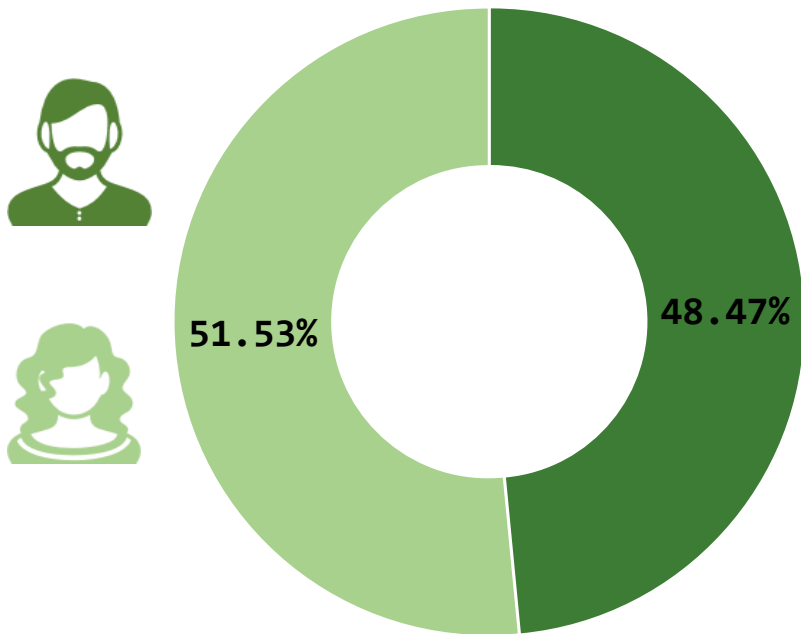
Availment Profile

Spend Distribution per Age



Availment Profile

Spend Distribution Per Gender



GENDER	AMOUNT	PERCENTAGE
MALE	1,622,935.88	48.47%
FEMALE	1,725,257.40	51.53%
TOTAL	3,348,193.28	100%

Per gender distribution of members, FEMALE members are the highest utilizers With 51.53% of the total amount, while MALE utilizers are at 48.47% only.



TOP 20 PROFILE

- FACILITIES
- ILLNESS

TOP 20 Profile

Top Facilities (Principal/In-Patient)

RANK	FACILITY	AMOUNT	CASE	AVAILERS
1	CLINICA ANTIPOLDO HOSPITAL AND WELLNESS CENTER INC.	156,728.12	1	1
2	MEDICAL CENTER MUNTINLUPA, INC.	111,283.24	1	1
3	GENERAL SANTOS DOCTORS HOSPITAL INCORPORATED	41,258.75	1	1
4	MEDICAL CENTER IMUS	31,722.00	1	1
5	MANILA DOCTORS HOSPITAL	29,103.27	1	1
6	DAVAO DOCTORS HOSPITAL (CLINICA HILARIO), INC.	479.00	1	1

TOP 20 PROFILE

Top Facilities (Principal/Out-Patient)

RANK	FACILITY	AMOUNT	CASE	AVAILERS
1	MAKATI MEDICAL CENTER	274,186.00	52	22
2	AVENTUS MEDICAL CARE INC - MAKATI	141,568.70	88	18
3	ST. LUKE'S MEDICAL CENTER (GLOBAL CITY) INC.	51,607.67	11	5
4	DAVAO DOCTORS HOSPITAL (CLINICA HILARIO), INC.	48,730.00	19	1
5	UNIHEALTH SOUTHWOODS HOSPITAL AND MEDICAL CENTER I	37,315.30	9	1
6	CAPITOL MEDICAL CENTER, INC	29,096.22	5	3
7	THE MEDICAL CITY	21,289.12	6	3
8	PATIENT FIRST MEDICAL CENTER, INC.	20,489.32	26	8
9	THE MEDICAL CITY-STA. LUCIA	19,207.88	12	4
10	UNIVERSITY OF PERPETUAL HELP DALTA MEDICAL CENTER	17,554.00	2	2
11	MEDICAL CENTER IMUS	17,161.00	14	2
12	METRO SOUTH MEDICAL CENTER	16,019.00	7	2
13	MEDICAL CENTER PARAÑAQUE INC	14,405.02	1	1
14	HOSPITAL OF THE INFANT JESUS	14,209.00	5	1
15	AVENTUS MEDICAL CARE INC. - PASAY	13,871.00	4	1
16	MEDICAL CENTER MANILA INC	12,388.48	1	1
17	CHONG HUA HOSPITAL	12,277.25	3	2
18	HI-PRECISION DIAGNOSTIC CENTER - DASMARINAS	10,855.00	4	1
19	THE MEDICAL CITY - WALTERMART	10,850.82	6	2
20	MEDICAL CENTER MUNTINLUPA, INC.	9,537.00	3	1

TOP 20 Profile

Top Facilities (Dependent/In-Patient)

RANK	FACILITY	AMOUNT	CASE	AVAILERS
1	MAKATI MEDICAL CENTER	66,431.00	1	1
2	RIVERSIDE MEDICAL CENTER, INC.	48,467.17	3	2
3	PHILIPPINE HEART CENTER	39,192.10	1	1
4	MARY MEDIATRIX MEDICAL CENTER	32,942.43	1	1
5	PACIFIC GLOBAL MEDICAL CENTER	20,209.97	1	1
6	UHBI - PARAÑAQUE DOCTORS HOSPITAL	13,124.25	1	1
7	LAS PIÑAS DOCTOR'S HOSPITAL	10,701.28	1	1
8	ST. DOMINIC MEDICAL CENTER	5,299.00	1	1
9	METRO DAVAO MEDICAL & RESEARCH CENTER, INC.	3,889.40	1	1

TOP 20 Profile

Top Facilities (Dependent/Out-patient)

RANK	FACILITY	AMOUNT	CASE	AVAILERS
1	MAKATI MEDICAL CENTER	114,158.00	32	10
2	AVENTUS MEDICAL CARE INC - MAKATI	52,320.10	30	8
3	DR. RONALD P. GUZMAN MEDICAL CENTER, INC.	31,870.60	5	2
4	ZAMBOANGA POLYMEDIC HOSP, INC	30,240.00	7	1
5	UHBI - PARAÑAQUE DOCTORS HOSPITAL	27,540.19	5	2
6	DR. VICTOR R. POTENCIANO MEDICAL CENTER	24,213.00	3	1
7	HP PLUS - THE POWERPLANT MALL	21,165.00	2	2
8	WELL POINT MEDICAL CLINIC & DIAGNOSTIC CENTER INC.	18,650.00	4	1
9	CLINIC SYSTEMS INC. (AMC) - ALABANG BRANCH	17,325.00	32	3
10	URESTORE PHYSICAL THERAPY AND REHABILITATION CLINI	16,500.00	12	1
11	UNIVERSITY OF PERPETUAL HELP DALTA MEDICAL CENTER	15,755.00	1	1
12	DE LA SALLE UNIVERSITY	13,891.20	8	2
13	THE MEDICAL CITY	12,908.00	3	2
14	MEDICAL CENTER OF TAGUIG CITY, INC.	10,474.64	5	2
15	NOVAGEN EYE CENTER CO.	10,450.00	1	1
16	TESLA IMAGERS CORPORATION	9,300.00	1	1
17	CASA MEDICA INC.	8,697.00	10	2
18	ANDA RIVERVIEW MEDICAL CENTER, INC.	8,196.40	5	3
19	MARY MEDIATRIX MEDICAL CENTER	8,010.00	1	1
20	ST. DOMINIC MEDICAL CENTER	7,947.50	4	3

TOP 20 Profile

Top Illness (Principal/In-Patient)

RANK	DISEASE	AMOUNT	CASE	AVAILERS
1	CUTANEOUS ABSCESS, FURUNCLE AND CARBUNCLE	194,428.12	1	1
2	DENGUE FEVER [CLASSICAL DENGUE]	171,308.51	3	3
3	ACUTE TONSILLITIS	47,208.75	1	1
4	CHOLELITHIASIS	20,000.00	1	1
5	OTHER RHEUMATOID ARTHRITIS	5,429.00	1	1

TOP 20 Profile

Top Illness (Principal/Out-Patient)

RANK	DISEASE	AMOUNT	CASE	AVAILERS
1	ESSENTIAL (PRIMARY) HYPERTENSION	173,332.45	76	31
2	FIBROSIS AND CIRRHOSIS OF LIVER	76,306.85	7	1
3	CARE INVOLVING USE OF REHABILITATION PROCEDURES	72,252.40	67	10
4	CARCINOMA IN SITU OF BREAST	47,040.70	15	3
5	DISORDERS OF SPHINGOLIPID METABOLISM AND OTHER LIPID STORAGE	45,858.11	22	11
6	NON-INSULIN-DEPENDENT DIABETES MELLITUS	45,493.56	21	14
7	UNSPECIFIED DIABETES MELLITUS	37,203.10	11	8
8	HYPERTENSIVE HEART DISEASE	31,412.00	13	8
9	OTHER SOFT TISSUE DISORDERS, NOT ELSEWHERE CLASSIFIED	27,373.56	6	2
10	BITTEN OR STRUCK BY DOG	22,802.64	7	3
11	COMPLICATIONS AND ILL-DEFINED DESCRIPTIONS OF HEART DISEASE	22,390.25	9	5
12	PEPTIC ULCER, SITE UNSPECIFIED	21,005.02	1	1
13	UNSPECIFIED LUMP IN BREAST	20,617.90	10	6
14	NERVE ROOT AND PLEXUS COMPRESSIONS IN DISEASES CLASSIFIED EL	20,111.21	3	1
15	ACUTE SINUSITIS	19,892.50	5	3
16	CHOLELITHIASIS	19,657.00	7	6
17	LOCALIZED SWELLING, MASS AND LUMP OF SKIN AND SUBCUTANEOUS T	17,253.28	2	2
18	OTHER DISEASES OF LIVER	16,560.38	10	7
19	OPEN WOUNDS INVOLVING MULTIPLE BODY REGIONS	14,095.67	1	1
20	CELLULITIS	13,200.00	6	2

TOP 20 Profile

TOP ILLNESS (Dependent/In-Patient)

RANK	DISEASE	AMOUNT	CASE	AVAILERS
1	INJURY OF MUSCLE AND TENDON AT LOWER LEG LEVEL	96,981.00	1	1
2	DIARRHOEA AND GASTROENTERITIS OF PRESUMED INFECTIOUS ORIGIN	62,491.33	3	3
3	COMPLICATIONS AND ILL-DEFINED DESCRIPTIONS OF HEART DISEASE	58,392.10	1	1
4	PNEUMONIA, ORGANISM UNSPECIFIED	55,300.74	4	4
5	OTHER CHRONIC OBSTRUCTIVE PULMONARY DISEASE	33,067.43	1	1
6	DENGUE FEVER [CLASSICAL DENGUE]	9,299.00	1	1
7	PARALYTIC ILEUS AND INTESTINAL OBSTRUCTION WITHOUT HERNIA	6,776.15	1	1
8	CHRONIC ISCHAEMIC HEART DISEASE	4,375.00	1	1

TOP 20 Profile

Top Illness (Dependent/Out-Patient)

RANK	DISEASE	AMOUNT	CASE	AVAILERS
1	ESSENTIAL (PRIMARY) HYPERTENSION	83,373.17	45	22
2	CARE INVOLVING USE OF REHABILITATION PROCEDURES	40,091.25	41	7
3	NON-INSULIN-DEPENDENT DIABETES MELLITUS	39,735.40	20	12
4	IRRITABLE BOWEL SYNDROME	29,112.64	4	2
5	DISORDERS OF SPHINGOLIPID METABOLISM AND OTHER LIPID STORAGE	26,043.00	12	8
6	HYPERTENSIVE HEART DISEASE	24,668.00	10	4
7	UNSPECIFIED DIABETES MELLITUS	24,348.45	8	6
8	COMPLICATIONS AND ILL-DEFINED DESCRIPTIONS OF HEART DISEASE	22,885.00	6	2
9	DENGUE FEVER [CLASSICAL DENGUE]	20,749.55	13	10
10	ABDOMINAL AND PELVIC PAIN	19,168.00	2	1
11	INTRACEREBRAL HAEMORRHAGE	18,853.00	2	1
12	OTHER DISORDERS OF PERIPHERAL NERVOUS SYSTEM	17,295.00	1	1
13	SCOLIOSIS	15,300.00	4	2
14	ACUTE UPPER RESPIRATORY INFECTIONS OF MULTIPLE OR UNSPECIFIE	14,133.21	39	28
15	VIRAL INFECTION OF UNSPECIFIED SITE	13,643.11	12	8
16	HYPERPLASIA OF PROSTATE	13,038.00	8	2
17	SUPERFICIAL INJURY OF HEAD	12,748.60	1	1
18	OTHER ACUTE ISCHAEMIC HEART DISEASES	11,483.00	7	2
19	OTHER NONTOXIC GOITRE	10,850.00	3	1
20	INJURY OF MUSCLE AND TENDON AT LOWER LEG LEVEL	10,735.00	4	1