






*Kaagapay ng Komunidad sa Maginhawang Pamumuhay*



# SEPTEMBER 2020 FINANCIAL STATEMENTS

SOCIAL HOUSING FINANCE CORPORATION		
CONDENSED STATEMENT OF FINANCIAL POSITION		
ALL FUNDS		
AS AT SEPTEMBER 30, 2020		
	<u>2020</u>	
<b>ASSETS</b>		
<b>Current Assets</b>		
Cash and Cash Equivalents	3,807,167,463.74	
Financial Assets	1,923,523,360.04	
Other Investments	-	
Receivables	126,475,817.38	
Inventories	6,366,117.92	
Other Current Assets	517,259,611.56	
<b>Total Current Assets</b>	<u>6,380,792,370.64</u>	
<b>Non-Current Assets</b>		
Receivables	18,957,012,743.96	
Investment Property	2,018,312,368.10	
Property, Plant and Equipment	173,680,234.60	
Intangible Assets	1,725,465.33	
Deferred Tax Assets	45,805,281.20	
Other Non-Current Assets	553,979,375.86	
<b>Total Non-Current Assets</b>	<u>21,750,515,469.05</u>	
<b>Total Assets</b>	<u>28,131,307,839.69</u>	
<b>LIABILITIES</b>		
<b>Current Liabilities</b>		
Financial Liabilities	1,337,522,805.37	
Inter-Agency Payables	30,682,430.90	
Trust Liabilities	4,715,709.51	
Deferred Credits/Unearned Income	224,084,693.31	
Other Payables	1,081,187,029.74	
<b>Total Current Liabilities</b>	<u>2,678,192,668.83</u>	
<b>Non-Current Liabilities</b>		
Financial Liabilities	28,420,492.97	
Trust Liabilities	18,671,161,530.57	
<b>Total Non-Current Liabilities</b>	<u>18,699,582,023.54</u>	
<b>Total Liabilities</b>	<u>21,377,774,692.37</u>	
<b>EQUITY</b>		
Retained Earnings/(Deficit)	6,743,533,147.32	
Stockholders' Equity	10,000,000.00	
<b>Total Equity</b>	<u>6,753,533,147.32</u>	
<b>Total Liabilities and Equity</b>	<u>28,131,307,839.69</u>	
Prepared & Certified by:	Recommending Approval:	Approved by:
 DANTE A. ANABE OIC - Vice President Finance and Comptrollership	 RUBEN C. LASET OIC - Senior Vice President Corporate and Governance Group	 ATTY. ARNOLFO RICARDO B. CABLING President



Kaagapay ng Komunidad sa Maginhawang Pamumuhay




Annex B


**SOCIAL HOUSING FINANCE CORPORATION  
CONDENSED STATEMENT OF COMPREHENSIVE INCOME  
ALL FUNDS  
FOR THE MONTH ENDED SEPTEMBER 30, 2020**

	<u>As of August</u>	<u>This Month</u>	<u>Year to Date</u>
<b>Income</b>			
Service and Business Income	232,557,238.99	67,041,811.83	299,599,050.82
Financial Income	37,417,356.03	549,205.89	37,966,561.92
<b>Total Income</b>	<b>269,974,595.02</b>	<b>67,591,017.72</b>	<b>337,565,612.74</b>
<b>Expenses</b>			
Personnel Services	159,640,685.08	21,171,455.68	180,812,140.76
Maintenance and Other Operating Expenses	93,836,875.79	18,246,221.82	112,083,097.61
Financial Expenses	2,468,336.60	308,116.55	2,776,453.15
Non-Cash Expenses	13,396,058.08	1,559,742.37	14,955,800.45
<b>Total Expenses</b>	<b>269,341,955.55</b>	<b>41,285,536.42</b>	<b>310,627,491.97</b>
<b>Profit/(Loss) Before Tax</b>	<b>632,639.47</b>	<b>26,305,481.30</b>	<b>26,938,120.77</b>
Income Tax Expense/(Benefit)	5,591,221.26	-	5,591,221.26
<b>Profit/(Loss) After Tax</b>	<b>(4,958,581.79)</b>	<b>26,305,481.30</b>	<b>21,346,899.51</b>
Net Assistance/Subsidy/(Financial Assistance/Subsidy/Cont	41,398,685.00	231,112,082.64	272,510,767.64
<b>Net Income/(Loss)</b>	<b>36,440,103.21</b>	<b>257,417,563.94</b>	<b>293,857,667.15</b>
Other Comprehensive Income/(Loss) for the Period			
<b>Comprehensive Income/(Loss)</b>	<b>36,440,103.21</b>	<b>257,417,563.94</b>	<b>293,857,667.15</b>

Prepared & Certified by:

  
**DANTE M. ANABE**  
OIC-Vice President  
Finance and Comptrollership

Recommending Approval:

  
**RUBEN C. LASET**  
OIC- Senior Vice President  
Corporate and Governance Group

Approved by:

  
**ATTY. ARNOLFO RICARDO B. CABLING**  
President

**SOCIAL HOUSING FINANCE CORPORATION**  
**CONDENSED STATEMENT OF CASH FLOWS**  
**ALL FUNDS**  
**AS OF SEPTEMBER 30, 2020**

2020

**CASH FLOWS FROM OPERATING ACTIVITIES**

<b>Cash Inflows</b>	
Collection of Income/Revenue	532,002,632.86
Receipt of Assistance/Subsidy	274,774,898.00
Collection of Receivables	2,993,416.55
Receipt of Inter-Agency Fund Transfer	1,336,041.63
Trust Receipts	(7,007,756.95)
Other Receipts	12,514,182.81
<b>Total Cash Inflows</b>	<u>816,613,414.90</u>
<b>Cash Outflows</b>	
Payment of Expenses	267,230,464.32
Purchase of Inventories	6,346,752.61
Grant of Cash Advances	3,755,249.13
Prepayments	51,147,400.36
Refund of Deposits	(687,114.40)
Remittance of Personnel Benefit Contributions and Mandatory Deductions	48,646,308.32
Release of Inter-Agency Fund Transfers	42,779,403.60
Release of funds for mortgage contracts	1,106,853,069.31
Other Disbursements	1,191,162.14
<b>Total Cash Outflows</b>	<u>1,529,262,695.39</u>
<b>Net Cash Provided by/(Used in) Operating Activities</b>	<u>(712,649,280.49)</u>

**CASH FLOWS FROM INVESTING ACTIVITIES**

<b>Cash Inflows</b>	
Receipt of Interest Earned	53,146,773.41
Proceeds from Maturated Investments/Redemption of Long-term Investments/R	4,143,453,656.82
<b>Total Cash Inflows</b>	<u>4,196,600,430.23</u>
<b>Cash Outflows</b>	
Purchase/Construction of Property, Plant and Equipment	227,575,371.12
Purchase of Investments	4,463,081,813.84
Purchase of Intangible Assets	-
Grant of Loans	500,000.00
<b>Total Cash Outflows</b>	<u>4,691,157,184.96</u>
<b>Net Cash Provided By/(Used In) Investing Activities</b>	<u>(494,556,754.73)</u>

**CASH FLOWS FROM FINANCING ACTIVITIES**

<b>Cash Outflows</b>	
Payment of Long-Term Liabilities	10,105,742.76
Payment of Interest on Loans and Other Financial Charges	1,723,768.53
Payment of Cash Dividends	109,629,708.28
Others: Financial expense for technical assistance	3,232,187.16
<b>Total Cash Outflows</b>	<u>124,691,406.73</u>
<b>Net Cash Provided By/(Used In) Financing Activities</b>	<u>(124,691,406.73)</u>

**INCREASE/(DECREASE) IN CASH AND CASH EQUIVALENTS**

(1,331,897,441.95)

**Effects of Exchange Rate Changes on Cash and Cash Equivalents**

-

**CASH AND CASH EQUIVALENTS, JANUARY 1**

5,139,064,905.69

**CASH AND CASH EQUIVALENTS, SEPTEMBER 30**


3,807,167,463.74

Prepared & Certified by:

Recommending Approval:

Approved by:

  
DENISE M. AVARE  
OIC - Vice President  
Finance and Comptrollership

  
RUBEN C. LASET  
OIC- Senior Vice President  
Corporate and Governance Group


  
ATTY. ARNOLFO RICARDO B. CABLING  
President




**SOCIAL HOUSING FINANCE CORPORATION**  
**STATEMENT OF CHANGES IN EQUITY**  
**ALL FUNDS**  
**FOR THE MONTH ENDED SEPTEMBER 30, 2020**  
*(With Comparative Figures for CY 2019)*

	Retained Earnings/ (Deficit)	Share Capital	TOTAL
<b>BALANCE AT JANUARY 1, 2019</b>	6,160,839,446.05	10,000,000.00	6,170,839,446.05
<b>ADJUSTMENTS:</b>			
Add/(Deduct):			
Other Adjustments			-
<b>RESTATED BALANCE AT JANUARY 1, 2019</b>	6,160,839,446.05	10,000,000.00	6,170,839,446.05
<b>CHANGES IN EQUITY FOR 2019</b>			
Add/(Deduct):			
Comprehensive Income for the year	928,998,994.09		928,998,994.09
Dividends	(206,257,327.78)		(206,257,327.78)
Other Adjustments	(433,934,598.64)		(433,934,598.64)
<b>BALANCE AT DECEMBER 31, 2019</b>	6,449,646,513.72	10,000,000.00	6,459,646,513.72
<b>CHANGES IN EQUITY FOR 2020</b>			
Add/(Deduct):			
Comprehensive Income for the year	293,857,667.15		293,857,667.15
Dividends			-
Other Adjustments	28,966.45		28,966.45
<b>BALANCE AT SEPTEMBER 30, 2020</b>	6,743,533,147.32	10,000,000.00	6,753,533,147.32

Prepared & Certified by:

  
**DANTE M. ANABE**  
OIC - Vice President  
Finance and Comptrollership

Recommending Approval:

  
**RUBEN C. LASET**  
OIC - Senior Vice President  
Corporate and Governance Group

Noted by:

  
**ATTY. ARNOLFO RICARDO B. CABLING**  
President

SOCIAL HOUSING FINANCE CORPORATION

TRIAL BALANCE

September 30, 2020

ACCOUNT DESCRIPTION	ACCOUNT CODE					Balances, Ending August		September Transactions		Balances, Ending September	
						Debit	Credit	Debit	Credit	Debit	Credit
Cash Collecting Officers-Supervising Teller	1	01	01	010	02	4,208,130.87		538,579,488.90	539,188,609.99	3,599,009.78	
Petty Cash	1	01	01	020	01	1,275,116.53		87,956.06	87,956.06	1,275,116.53	
Cash in Bank-Local Currency, Current Account-Contingency Trust Fund	1	01	01	020	01	5,000,000.00		0.00	0.00	5,000,000.00	
Cash in Bank-Local Currency, Current Account-General Fund I	1	01	02	020	01	22,589,350.69		67,238,103.57	8,218,246.37	81,609,207.89	
Cash in Bank-Local Currency, Current Account-General Fund II	1	01	02	020	02	66,939,367.16		100,779,781.24	80,034,015.60	87,685,132.80	
Cash in Bank-Local Currency, Current Account-High Density Housing Program I	1	01	02	020	03	58,514,681.52		231,738,773.00	601,386.04	289,652,067.58	
Cash in Bank-Local Currency, Current Account-High Density Housing Program II	1	01	02	020	04	305,209,165.55		0.00	0.00	305,209,165.55	
Cash in Bank-Local Currency, Current Account-Take Out Fund	1	01	02	020	05	55,169,323.96		2,000,000.00	38,450,186.55	18,719,137.41	
Cash in Bank-Local Currency, Current Account-Development Bank of the Philippines	1	01	02	020	06	26,890,721.75		0.00	13,808,723.06	13,081,998.69	
Cash in Bank-Local Currency, Current Account-eTax Fund	1	01	02	020	07	1,789,833.47		1,725,342.37	0.00	3,515,175.84	
Cash in Bank-Local Currency, Current Account-DOTR	1	01	02	020	08	2,997,821,451.67		0.00	0.00	2,997,821,451.67	
Treasury Bills	1	01	05	010	01	0.00		0.00	0.00	0.00	
Time Deposits-Local Currency	1	01	05	020	01	0.00		0.00	0.00	0.00	
Investments in Treasury Bills-Local	1	02	02	010	01	2,023,508,995.33		0.00	99,985,635.29	1,923,523,360.04	
Investments in Time Deposits-Local Currency	1	02	11	010	01	0.00		0.00	0.00	0.00	
Accounts Receivable	1	03	01	010	01	0.00		0.00	0.00	0.00	
Interests Receivable-Accrued Interest Receivable	1	03	01	050	01	0.00		0.00	0.00	0.00	
Interests Receivable-AHT Interests Receivable	1	03	01	050	02	433,094.94		0.00	0.00	433,094.94	
Mortgage Contracts Receivable-Current	1	03	01	100	01	9,527,482,492.42		112,524,779.98	29,315,774.91	9,610,691,497.49	
Mortgage Contracts Receivable-Restructured IBP	1	03	01	100	02	627,796,103.88		0.00	12,749,426.25	615,046,677.63	
Mortgage Contracts Receivable-NIBP	1	03	01	100	03	191,438,268.67		0.00	10,378,354.68	181,059,913.99	
Mortgage Contracts Receivable-Past Due	1	03	01	100	04	2,812,146,110.20		0.00	0.00	2,812,146,110.20	
Mortgage Contracts Receivable-IIDI	1	03	01	100	05	5,348,123,293.50		0.00	0.00	5,348,123,293.50	
Mortgage Contracts Receivable-Items in Litigation	1	03	01	100	06	50,925,357.34		0.00	0.00	50,925,357.34	
Allowance for Impairment-Mortgage Contracts Receivable	1	03	01	101	01	0.00	82,020,184.12	0.00	0.00	0.00	82,020,184.12
Loans Receivable-Others-Car Loan	1	03	01	990	01	20,841,113.49		6,458.34	264,389.17	20,583,182.66	
Loans Receivable-Others-Calamity Loan	1	03	01	990	02	633,384.61		0.00	0.00	633,384.61	
Loans Receivable-Others-AHT Insurance Receivable	1	03	01	990	03	369,926,214.75		10,744,930.23	2,708,007.64	377,963,137.34	
Loans Receivable-Others-Unamortized Origination Cost	1	03	01	990	04	21,568,855.17		0.00	141,576.79	21,427,278.38	
Due from National Government Agencies-Procurement Services	1	03	03	010	01	35,038,090.72		0.00	0.00	35,038,090.72	
Due from Government Corporations-HUDCC	1	03	03	050	01	7,600,381.36		837,432.20	0.00	8,437,813.56	
Due from Government Corporations-SSS	1	03	03	050	02	380,063.15		0.00	0.00	380,063.15	
Due from Parent Corporations	1	03	03	070	01	59,447,575.42		0.00	0.00	59,447,575.42	
Due from Other Funds-AKPF	1	03	04	050	02	21,823,409.20		331,609.91	0.00	22,155,019.11	
Due from Other Funds-DOTR	1	03	04	050	03	0.00		0.00	0.00	0.00	
Receivables-Disallowances/Charges	1	03	05	010	01	-60,563.08		0.00	25,000.00	-85,563.08	
Due from Officers and Employees	1	03	05	020	01	1,157,654.04		9,883.32	116,221.42	1,051,315.94	
Other Receivables-Provident Fund	1	03	05	990	01	51,502.56		0.00	0.00	51,502.56	
Office Supplies Inventory	1	04	04	010	01	2,079,695.71		199,055.00	0.00	2,278,750.71	
Accountable Forms, Plates and Stickers Inventory	1	04	04	020	01	416,564.60		0.00	4,824.64	411,739.96	
Drugs and Medicines Inventory	1	04	04	060	01	25,252.68		0.00	782.60	24,470.08	
Other Supplies and Materials Inventory	1	04	04	990	01	119,797.50		8,055.00	815,971.92	-688,119.42	
Semi-Expendable Office Equipment	1	04	05	020	01	1,193,157.52		1,289.00	0.00	1,194,446.52	
Semi-Expendable Information and Communication Technology Equipment	1	04	05	030	01	682,937.00		0.00	0.00	682,937.00	
Semi-Expendable Furniture and Fixtures	1	04	06	010	01	1,749,402.79		216,132.00	0.00	1,965,534.79	
Semi-Expendable Books	1	04	06	020	01	6,581.72		0.00	0.00	6,581.72	
Semi-Expendable Communications Equipment	1	04	05	070	01	161,961.00		7,500.00	0.00	169,461.00	
Semi-Expendable Other Machinery and Equipment	1	04	05	990	01	320,915.56		0.00	0.00	320,915.56	
Investment Property- Land	1	06	01	010	01	2,018,312,368.10		0.00	0.00	2,018,312,368.10	
Buildings	1	06	04	010	01	184,770,000.00		0.00	0.00	184,770,000.00	
Accumulated Depreciation-Buildings	1	06	04	011	01	0.00	84,002,182.95	0.00	517,552.33	84,519,735.28	
Other Structures	1	06	04	990	01	16,560,000.00		0.00	0.00	16,560,000.00	
Accumulated Depreciation-Other Structures	1	06	04	991	01	0.00	7,324,013.36	0.00	47,603.32	7,371,616.68	
Office Equipment	1	06	05	020	01	8,905,950.07		0.00	0.00	8,905,950.07	
Accumulated Depreciation-Office Equipment	1	06	05	021	01	0.00	5,990,263.61	0.00	65,034.31	6,055,297.92	
Information and Communication Technology Equipment	1	06	05	030	01	57,198,128.93		0.00	0.00	57,198,128.93	
Accumulated Depreciation-Information and Communication Technology Equipment	1	06	05	031	01	0.00	33,928,406.65	0.00	-497,531.01	34,423,757.00	



SOCIAL HOUSING FINANCE CORPORATION  
T R I A L B A L A N C E  
September 30, 2020

ACCOUNT DESCRIPTION	ACCOUNT CODE					Balances, Ending August		September Transactions		Balances, Ending September	
						Debit	Credit	Debit	Credit	Debit	Credit
Communication Equipment	1	06	05	070	01	3,415,873.53		0.00	0.00	3,415,873.53	
Accumulated Depreciation-Communication Equipment	1	06	05	071	01		3,054,140.20	0.00	527.53		3,054,667.73
Other Machinery and Equipment	1	06	05	990	01	2,108,680.26		0.00	0.00	2,108,680.26	
Accumulated Depreciation-Other Machinery and Equipment	1	06	05	991	01		598,198.21	0.00	20,911.85		619,110.06
Motor Vehicles	1	06	06	010	01	27,503,787.90		0.00	0.00	27,503,787.90	
Accumulated Depreciation-Motor Vehicles	1	06	06	011	01		19,768,785.23	0.00	115,584.32		19,884,369.55
Furniture & Fixtures	1	06	07	010	01	3,897,240.70		32,750.00	0.00	3,929,990.70	
Accumulated Depreciation-Furniture and Fixtures	1	06	07	011	01		1,905,506.25	0.00	17,116.05		1,922,622.30
Books	1	06	07	020	01	97,990.40		0.00	0.00	97,990.40	
Accumulated Depreciation-Books	1	06	07	021	01		88,191.36	0.00	0.00		88,191.36
Leased Asset Improvements, Buildings and Other Structures	1	06	09	020	01	27,616,631.47		0.00	0.00	27,616,631.47	
Accumulated Depreciation-Leased Assets Improvements, Buildings	1	06	09	021	01		16,350,797.66	0.00	130,776.52		16,481,574.18
Construction in Progress-Buildings and Other Structures	1	06	99	030	01	15,996,144.06		0.00	0.00	15,996,144.06	
Computer Software	1	08	01	020	01	9,332,129.20		0.00	0.00	9,332,129.20	
Accumulated Amortization-Computer Software	1	08	01	021	01		7,600,955.53	0.00	5,708.34		7,606,663.87
Deferred Tax Asset	1	12	01	010	01	45,805,281.20		0.00	0.00	45,805,281.20	
Advances to Special Disbursing Officers	1	99	01	030	01	1,043,324.89		475,800.00	715,669.31		803,455.58
Advances to Officers and Employees	1	99	01	040	01	1,219,732.27		0.00	895,956.26		323,776.01
Advances to Contractors	1	99	02	010	01	445,775,935.03		0.00	15,380,637.01		430,395,298.02
Prepaid Rent	1	99	02	020	01	42,870.12		1,588,175.38	794,087.69		836,957.81
Prepaid Interest	1	99	02	040	01	0.00		0.00	0.00		0.00
Prepaid Insurance	1	99	02	050	01	59,754.51		71,574.86	13,423.05		117,906.37
Other Prepayments - Prepaid Subscription	1	99	02	990	01	0.00		39,600.00	0.00		39,600.00
Guaranty Deposits	1	99	03	020	01	3,201,033.42		0.00	0.00		3,201,033.42
Other Deposits	1	99	03	990	00	81,509,784.40		31,800.00	0.00		81,541,584.40
Other Assets-Assets Held in Trust AKPF	1	99	99	990	02	554,058,102.94		410,186.83	488,913.91		553,979,375.86
Accounts Payable-MCR	2	01	01	010	01		1,259,162,216.70	4,275,820.46	2,000,000.00		1,256,886,396.24
Accounts Payable-Supplier	2	01	01	010	02		3,809,884.50	1,344,601.45	417,930.00		2,883,213.05
Accounts Payable-Others	2	01	01	010	03		18,011,000.67	173,844.45	349,962.50		18,187,118.72
Due to Officers and Employees	2	01	01	020	01		61,194.52	737,272.11	517,909.60		-458,167.99
Insurance/Reinsurance Premium Payable	2	01	01	110	01		57,595,320.32	372,561.00	1,886,761.41		59,109,520.73
Leases Payable-Domestic	2	01	02	040	01		31,474,207.92	3,053,714.95	0.00		28,420,492.97
Tax Refunds Payable	2	01	03	010	01		620,217.10	5,492.48	0.00		614,724.62
Due to BIR	2	02	01	010	01		5,305,519.06	500.00	3,881,073.73		9,186,092.79
Due to Pag-IBIG	2	02	01	030	01		691,849.13	0.00	0.00		691,849.13
Due to Philhealth	2	02	01	040	01		152,204.56	147,532.65	147,057.45		151,729.36
Due to Parent Corporations	2	02	01	100	01		18,867,977.98	0.00	0.00		18,867,977.98
Due to SSS	2	02	01	110	01		307,359.89	416,028.52	303,283.96		194,615.33
Due to Treasurer of the Philippines - DILG	2	02	01	090	01		377,535.99	0.00	0.00		377,535.99
Due to Treasurer of the Philippines - DOTR	2	02	01	090	02		1,212,630.32	0.00	0.00		1,212,630.32
Income Tax Payable	2	02	01	130	01		0.00	0.00	0.00		0.00
Trust Liabilities-NHMFIC	2	04	01	010	01		14,756,822,154.71	0.00	0.00		14,756,822,154.71
Trust Liabilities-DSWD	2	04	01	010	02		10,360,000.00	0.00	0.00		10,360,000.00
Trust Liabilities-AKPF	2	04	01	010	02		554,058,102.94	488,913.91	410,186.83		553,979,375.86
Trust Liabilities-DILG	2	04	01	010	03		350,000,000.00	0.00	0.00		350,000,000.00
Trust Liabilities-DOTR	2	04	01	010	04		3,000,000,000.00	0.00	0.00		3,000,000,000.00
Guaranty/Security Deposits Payable-Performance Warranty Payable	2	04	01	040	01		4,212,313.91	0.00	0.00		4,212,313.91
Guaranty/Security Deposits Payable-Performance/Bidders Bond Payable	2	04	01	040	02		503,395.60	0.00	0.00		503,395.60
Other Deferred Credits-Deferred Income	2	05	01	990	01		192,373,189.18	11,454,825.12	0.00		180,918,364.06
Other Deferred Credits-Deferred Credits	2	05	01	990	02		41,331,277.19	0.00	1,831,952.06		43,166,329.25
Undistributed Collections-Regular	2	99	99	040	01		171,943,107.76	85,893,343.66	65,607,525.22		151,657,289.32
Undistributed Collections-Retained	2	99	99	040	02		-683,268.63	2,933,627.40	935,608.47		-2,683,287.56
Undistributed Collections-Remedial	2	99	99	040	03		155,327,313.01	32,639,070.09	807,424.21		123,495,667.13
Undistributed Collections-HDF	2	99	99	040	04		113,914,556.41	0.00	1,276,576.34		115,191,132.75
Other Payables-Due to Provident Fund	2	99	99	990	01		3,519,131.33	1,362,039.58	2,027,820.32		4,184,911.67
Dividends Payable	2	99	99	090	01		666,993.37	0.00	0.00		666,993.37
Other Payables-Accrued Expenses Payable	2	99	99	990	02		22,016,086.93	581,851.11	0.00		21,434,235.82

SOCIAL HOUSING FINANCE CORPORATION

TRIAL BALANCE

September 30, 2020

ACCOUNT DESCRIPTION	ACCOUNT CODE				Balances, Ending August		September Transactions		Balances, Ending September	
					Debit	Credit	Debit	Credit	Debit	Credit
Other Payables-Gross Receipt Tax Payable	2	99	99	03		107,970.90	0.00	0.00		107,970.90
Other Payables-Advances from Borrowers	2	99	99	04		390,526,552.11	34,027,457.68	44,529,146.26		401,028,240.69
Other Payables-Advances from HUDCC	2	99	99	05		205,134.91	0.00	0.00		205,134.91
Other Payables-Guaranty Deposits Payable	2	99	99	06		222,652,520.19	2,404,315.12	10,967,957.69		231,216,162.76
Other Payables-Origination Fee Payable	2	99	99	07		32,450,843.71	36,972.78	134,933.69		32,548,804.62
Other Payables-Refund of Excess Payment	2	99	99	08		80,647.07	0.00	18,218.74		98,865.81
Other Payables-Stale Check	2	99	99	10		792,346.65	0.00	0.00		792,346.65
Other Payables - Unreleased Checks	2	99	99	12		0.00	0.00	0.00		0.00
Other Payables-Other Payables	2	99	99	99		1,277,153.90	111,146.00	76,553.00		1,242,560.90
Retained Earnings(Deficit)	3	07	01	010 01		6,449,675,480.17	0.00	0.00		6,449,675,480.17
Revenue-Income and Expense Summary	3	03	01	020 01		0.00	0.00	0.00		0.00
Subscribed Share Capital	3	08	01	030 01		25,000,000.00	0.00	0.00		25,000,000.00
Subscriptions Receivable	1	03	05	060 01	15,000,000.00		0.00	0.00	15,000,000.00	
Interest Income-Loans and Receivables	4	02	02	210 01		130,660,889.90	0.00	43,382,709.50		174,543,598.40
Interest Income-Notes	4	02	02	210 99		36,962,434.51	0.00	549,205.89		37,511,640.40
Interest Income-Bank Deposits	4	02	02	210 99		454,921.52	0.00	0.00		454,921.52
Fines and Penalties-Business Income	4	02	02	230 01		92,065,260.07	0.00	20,477,385.53		112,542,645.60
Other Business Income	4	02	02	990 01		9,831,090.02	0.00	2,681,716.80		12,512,806.82
Subsidy from National Government	4	03	01	010 01		43,036,125.00	0.00	231,738,773.00		274,774,898.00
Salaries and Wages-Regular	5	01	01	010 01	89,581,393.48		11,160,453.00	0.00	100,741,846.48	
Personnel Economic Relief Allowance (PERA)	5	01	02	010 01	3,600,218.43		450,000.00	0.00	4,050,218.43	
Representation Allowance (RA)	5	01	02	020 01	2,447,000.00		334,000.00	0.00	2,781,000.00	
Transportation Allowance (TA)	5	01	02	030 01	2,400,152.28		354,048.27	0.00	2,754,200.55	
Clothing/Uniform Allowance	5	01	02	040 01	1,356,000.00		0.00	0.00	1,356,000.00	
Honoraria	5	01	02	100 01	0.00		0.00	0.00	0.00	
Hazard Pay	5	01	02	110 01	0.00		48,000.00	0.00	48,000.00	
Overtime and Night Pay	5	01	02	130 01	528,805.49		0.00	0.00	528,805.49	
Year End Bonus	5	01	02	140 01	16,725.60		0.00	0.00	16,725.60	
Cash Gift	5	01	02	150 01	4,500.00		0.00	0.00	4,500.00	
Other Bonuses and Allowances-Collective Negotiation Agreement-Civilian	5	01	02	990 11	59,192.00		0.00	0.00	59,192.00	
Other Bonuses and Allowances-Productivity Enhancement Incentive-Civilian	5	01	02	990 12	0.00		0.00	0.00	0.00	
Other Bonuses and Allowances-Performance Based Bonus-Civilian	5	01	02	990 14	0.00		0.00	0.00	0.00	
Other Bonuses and Allowances-Meal Allowance	5	01	02	990 34	510,850.00		124,025.00	0.00	634,875.00	
Other Bonuses and Allowances-Rice Allowance	5	01	02	990 35	2,827,800.00		401,400.00	0.00	3,229,200.00	
Other Bonuses and Allowances-Children's Allowance	5	01	02	990 36	31,170.00		61,200.00	0.00	37,290.00	
Other Bonuses and Allowances-Medical, Dental, and Hospitalization Allowance	5	01	02	990 38	1,700,259.21		0.00	0.00	1,700,259.21	
Other Bonuses and Allowances-13th Month Pay	5	01	02	990 39	6,508,828.68		0.00	0.00	6,508,828.68	
Other Bonuses and Allowances-Mid-Year Bonus	5	01	02	990 40	11,276,282.00		0.00	0.00	11,276,282.00	
Other Bonuses and Allowances-Economic Subsidy	5	01	02	990 41	13,008,017.67		0.00	0.00	13,008,017.67	
Other Bonuses and Allowances-Birthday Gift Benefit	5	01	02	990 42	480,000.00		66,000.00	0.00	546,000.00	
Other Bonuses and Allowances-Gift Check (Grocery Subsidy)	5	01	02	990 43	5,645,000.00		5,675,000.00	0.00	11,320,000.00	
Other Bonuses and Allowances-Special Counsel Allowance	5	01	02	990 44	50,000.00		0.00	0.00	50,000.00	
Other Bonuses and Allowances-Service Recognition Incentive	5	01	02	990 45	0.00		0.00	0.00	0.00	
Other Bonuses and Allowances-Teller's Allowance	5	01	02	990 37	0.00		0.00	0.00	0.00	
Other Bonuses and Allowances-Anniversary Bonus	5	01	02	990 37	618,000.00		3,000.00	0.00	621,000.00	
Retirement and Life Insurance Premiums	5	01	03	010 01	2,509,160.00		359,000.00	0.00	2,868,160.00	
Pay-IBIG Contributions	5	01	03	020 01	181,400.00		22,700.00	0.00	204,100.00	
Phil Health Contributions	5	01	03	030 01	1,022,823.13		146,285.08	0.00	1,169,108.21	
Employees Compensation Insurance Premiums	5	01	03	040 01	47,390.00		6,790.00	0.00	54,180.00	
Provident/Welfare Fund Contributions	5	01	03	050 01	10,033,260.75		1,710,760.85	0.00	11,744,021.60	
Retirement Gratuity	5	01	04	020 01	0.00		0.00	0.00	0.00	
Terminal Leave Benefits	5	01	04	030 01	3,196,456.36		303,873.48	0.00	3,500,329.84	
Traveling Expenses-Local	5	02	01	010 01	4,682,380.73		378,935.29	0.00	5,061,316.02	
Traveling Expenses-Foreign	5	02	01	020 01	556,657.33		894,017.24	0.00	1,450,674.57	
Training Expenses-Trainings and Seminars	5	02	02	010 01	246,132.00		85,577.68	0.00	331,709.68	
Training Expenses-Capacity Building	5	02	02	010 02	1,226,515.61		36,225.00	0.00	1,262,740.61	
Office Supplies Expenses	5	02	03	010 01	1,608,259.44		841,322.67	0.00	2,449,582.11	



SOCIAL HOUSING FINANCE CORPORATION  
TRIAL BALANCE  
September 30, 2020

ACCOUNT DESCRIPTION	ACCOUNT CODE					Balances, Ending August		September Transactions		Balances, Ending September	
						Debit	Credit	Debit	Credit	Debit	Credit
Accountable Forms Expenses	5	02	03	020	01	154,533.44		4,824.64	0.00	159,358.08	
Drugs and Medicines Expenses	5	02	03	070	01	76,827.00		782.60	0.00	77,609.60	
Medical, Dental and Laboratory Supplies Expenses	5	02	03	080	01	16,400.00		0.00	0.00	16,400.00	
Fuel, Oil and Lubricants Expenses	5	02	03	090	01	1,027,574.63		171,434.58	0.00	1,199,009.21	
Semi-Expendable Machinery and Equipment Expenses	5	02	03	210	01	0.00		0.00	0.00	0.00	
Semi-Expendable Furniture, Fixtures and Books Expenses	5	02	03	220	01	0.00		0.00	0.00	0.00	
Other Supplies and Materials Expenses	5	02	03	990	01	145,147.19		100,879.87	0.00	246,027.06	
Water Expenses	5	02	04	010	01	285,116.62		92,292.01	0.00	377,408.63	
Electricity Expenses	5	02	04	020	01	2,295,089.69		1,016,023.88	0.00	3,311,113.57	
Postage and Courier Services	5	02	05	010	01	280,262.83		129,196.40	0.00	409,459.23	
Telephone Expenses-Mobile	5	02	05	020	01	328,871.80		149,648.72	0.00	478,520.52	
Telephone Expenses-Landline	5	02	05	020	02	321,555.05		251,429.57	0.00	572,984.62	
Internet Subscription Expenses	5	02	05	030	01	733,595.92		394,162.48	0.00	1,127,758.40	
Cable, Satellite, Telegraph and Radio Expenses	5	02	05	040	01	0.00		0.00	0.00	0.00	
Extraordinary and Miscellaneous Expenses	5	02	10	030	01	63,993.15		23,124.33	0.00	89,117.48	
Discretionary Expenses	5	02	10	030	02	399,308.45		0.00	0.00	399,308.45	
Legal Services	5	02	11	010	01	0.00		0.00	0.00	0.00	
Auditing Services	5	02	11	020	01	0.00		0.00	0.00	0.00	
Consultancy Services	5	02	11	030	01	70,000.00		70,000.00	0.00	140,000.00	
Other Professional- Services-Clerical Services	5	02	11	990	01	0.00		0.00	0.00	0.00	
Other Professional Services-Other Professional Expenses	5	02	11	990	99	34,482.76		0.00	0.00	34,482.76	
Janitorial Services	5	02	12	020	01	929,084.27		47,000.00	1,369.17	974,715.10	
Security Services	5	02	12	030	01	3,338,073.01		684,922.14	8,002.17	4,014,992.98	
Clerical Services	5	02	12	040	01	33,686,338.74		6,569,124.01	0.00	40,255,462.75	
Other General Services	5	02	12	990	01	1,620,615.07		38,000.00	0.00	1,658,615.07	
Repairs and Maintenance-Buildings and Other Structures-Buildings	5	02	13	040	01	8,000.00		0.00	0.00	8,000.00	
Repairs and Maintenance-Furniture and Fixtures	5	02	13	070	01	0.00		0.00	0.00	0.00	
Repairs and Maintenance-Machinery and Equipment-Office Equipment	5	02	13	050	01	14,300.00		1,100.00	0.00	15,400.00	
Repairs and Maintenance-Machinery and Equipment-Other Machinery and Equipment	5	02	13	050	99	0.00		0.00	0.00	0.00	
Repairs and Maintenance-Machinery and Equipment-Information and Communication Technology Equipment	5	02	13	050	02	7,271.20		0.00	0.00	7,271.20	
Repairs and Maintenance-Machinery and Equipment-Communication Equipment	5	02	13	050	06	0.00		0.00	0.00	0.00	
Repairs and Maintenance-Machinery and Equipment - Sports Equipment	5	02	13	050	12	0.00		0.00	0.00	0.00	
Repairs and Maintenance-Transportation Equipment-Motor Vehicles	5	02	13	060	01	263,863.12		125,453.38	0.00	391,316.50	
Repairs and Maintenance-Leased Assets Improvements-Buildings	5	02	13	090	02	10,580.00		0.00	0.00	10,580.00	
Repairs and Maintenance-Semi-Expendable Furniture, Fixtures	5	02	13	220	01	0.00		0.00	0.00	0.00	
Repairs and Maintenance-Semi-Expendable Information and Communication Technology Equipment	5	02	13	210	02	0.00		0.00	0.00	0.00	
Assistance to NGOs/POs-Technical Assistance	5	02	14	050	01	1,637,440.00		394,997.16	0.00	2,032,437.16	
Assistance to NGOs/POs-CPM Service Fee	5	02	14	050	02	0.00		0.00	0.00	0.00	
Assistance to NGOs/CSOs-Capacity Building	5	02	14	050	03	0.00		231,693.20	0.00	231,693.20	
Assistance to NGOs/CSOs-Origination and Appraisal Cost	5	02	15	050	04	0.00		0.00	0.00	0.00	
Taxes, Duties and Licenses-Business Permits & Licenses	5	02	15	010	01	1,592,888.54		0.00	500.00	1,592,388.54	
Taxes, Duties and Licenses-Percentage Tax	5	02	15	010	02	2,835,554.30		1,360,873.87	0.00	4,196,428.17	
Taxes, Duties and Licenses-Final Tax paid on Income	5	02	15	010	03	7,483,471.21		109,841.18	0.00	7,593,312.39	
Taxes, Duties and Licenses-Real Estate Tax	5	02	15	010	04	2,302,417.68		206,389.78	0.00	2,508,807.46	
Fidelity Bond Premiums	5	02	15	020	01	107,971.86		3,713.54	0.00	106,685.40	
Insurance Expenses	5	02	15	030	01	539,264.80		16,216.32	0.00	555,481.12	
Income Tax Expenses	5	02	15	040	01	5,591,221.26		0.00	0.00	5,591,221.26	
Advertising, Promotional and Marketing Expenses	5	02	99	010	01	180,471.00		201,270.00	0.00	381,741.00	
Printing and Publication Expenses	5	02	99	020	01	90,102.21		20,008.00	0.00	110,110.21	
Representation Expenses	5	02	99	030	01	1,432,889.23		502,698.05	0.00	1,935,587.28	
Transportation and Delivery Expenses	5	02	99	040	01	2,000.00		0.00	0.00	2,000.00	
Rent/Lease Expenses	5	02	99	050	01	6,279,798.56		979,263.38	0.00	7,259,061.94	
Membership Dues and Contributions to Organizations	5	02	99	060	01	1,800.00		0.00	0.00	1,800.00	
Subscription Expenses	5	02	99	070	01	30,993.76		7,341.60	0.00	38,335.36	
Donations	5	02	99	080	01	2,102,000.00		57,850.00	0.00	2,159,850.00	
Litigation/Acquired Assets Expenses	5	02	99	090	01	0.00		0.00	0.00	0.00	
Directors and Committee Members' Fees	5	02	99	120	01	1,476,000.00		396,000.00	0.00	1,872,000.00	

SOCIAL HOUSING FINANCE CORPORATION

TRIAL BALANCE

September 30, 2020

ACCOUNT DESCRIPTION	ACCOUNT CODE					Balances, Ending August		September Transactions		Balances, Ending September	
						Debit	Credit	Debit	Credit	Debit	Credit
Financial Assistance/Subsidy/Contribution	5	02	14	990	01	815,000.00		384,750.00	0.00	1,199,750.00	
Major Events and Conventions Expenses-Team Building	5	02	99	180	01	0.00		0.00	0.00	0.00	
Major Events and Conventions Expenses-Cultural and Athletic Activities	5	02	99	180	02			0.00	0.00	0.00	
Major Events and Conventions Expenses-Christmas Celebration Expenses/Corporate Give aways	5	02	99	180	03	409,380.00		0.00	0.00	409,380.00	
Major Events and Conventions Expense-Corporate Planning Activities	5	02	99	180	04	0.00		0.00	0.00	0.00	
Major Events and Conventions Expense-Anniversary Celebration Expense	5	02	99	180	04	1,721,837.87		0.00	0.00	1,721,837.87	
Other Maintenance and Operating Expenses-Miscellaneous Expenses	5	02	99	990	01	78,195.76		10,696.57	0.00	88,892.33	
Other Maintenance and Operating Expenses - Flowers and Decorations	5	02	99	990	07	0.00		0.00	0.00	0.00	
Other Maintenance and Operating Expenses-Association Dues	5	02	99	990	02	3,507,440.00		489,115.00	0.00	3,976,555.00	
Other Maintenance and Operating Expenses-Origination and Appraisal Cost	5	02	99	990	03	3,301,500.00		656,427.60	0.00	3,957,927.60	
Other Maintenance and Operating Expenses-Service Incentive CMP Mobilizers	5	02	99	990	05	0.00		0.00	0.00	0.00	
Other Maintenance and Operating Expenses-Collection Servicing Fee	5	02	99	990	06	2,415,759.22		449,431.33	3,620.90	2,861,569.65	
Other Maintenance and Operating Expenses-Others	5	02	99	990	08	700,310.74		322,351.35	0.00	1,022,662.09	
Interest Expenses-Deposits	5	03	01	020	05	0.00		0.00	0.00	0.00	
Interest Expenses-Others	5	03	01	020	05	1,227,218.41		377,560.78	19,443.73	1,535,334.96	
Bank Charges	5	03	01	040	01	1,241,118.19		0.00	0.00	1,241,118.19	
Other Financial Charges	5	03	01	990	01	0.00		0.00	0.00	0.00	
Depreciation-Buildings and Other Structures-Buildings	5	05	01	040	01	4,140,418.64		517,552.33	0.00	4,657,970.97	
Depreciation-Buildings and Other Structures-Other Structures	5	05	01	040	99	380,826.56		47,603.32	0.00	428,429.88	
Depreciation-Machinery and Equipment-Office Equipment	5	05	01	050	01	520,274.48		65,034.31	0.00	585,308.79	
Depreciation-Machinery and Equipment-Information and Communication Technology Equipment	5	05	01	050	02	4,212,101.78		497,351.01	0.00	4,709,452.79	
Depreciation-Machinery and Equipment-Communication Equipment	5	05	01	050	06	4,220.24		527.53	0.00	4,747.77	
Depreciation-Machinery and Equipment-Other Machinery and Equipment	5	05	01	050	99	167,294.80		20,911.85	0.00	188,206.65	
Depreciation-Transportation Equipment-Motor Vehicles	5	05	01	060	01	924,674.56		115,584.32	0.00	1,040,258.88	
Depreciation-Furniture, Fixtures and Books-Furniture and Fixtures	5	05	01	070	01	138,624.91		17,116.05	0.00	155,740.06	
Depreciation-Furniture, Fixtures and Books-Books	5	05	01	070	02			0.00	0.00	0.00	
Depreciation-Leased Assets Improvements-Buildings	5	05	01	090	02	1,048,158.46		130,776.52	0.00	1,178,934.98	
Amortization-Intangible Assets-Computer Software	5	05	02	010	02	726,850.23		5,708.34	0.00	732,558.57	
Amortization-Others-Origination and Appraisal Cost	5	05	02	990	01	1,132,614.32		141,576.79	0.00	1,274,191.11	
Impairment Loss-Loans and Receivables	5	05	03	020	01	0.00		0.00	0.00	0.00	
<b>TOTAL</b>						<b>28,472,425,567.13</b>	<b>28,472,425,567.13</b>	<b>1,294,092,550.86</b>	<b>1,294,092,550.86</b>	<b>28,728,840,473.99</b>	<b>28,728,840,473.99</b>

Prepared by:

JULIETA N. GREGORIO  
OIC-Manager  
Finance & Comptrollership

Certified Correct:

DANTE M. ANABLE  
OIC-VP  
Finance & Comptrollership