






Kaagapay ng Komunidad sa Maginhawang Pamumuhay



**SOCIAL HOUSING FINANCE CORPORATION**  
**DETAILED STATEMENT OF COMPREHENSIVE INCOME**  
**ALL FUNDS**  
**FOR THE MONTH ENDED DECEMBER 31, 2018**  
*(With Comparative Figures for CY 2017)*

	<u>2018</u>	<u>2017</u>
<b>Income</b>		
<b>Service and Business Income</b>		
<b>Business Income</b>		
Interest Income	488,361,761.62	468,825,409.97
Fines and Penalties-Business Income	215,910,547.17	206,624,623.67
Other Business Income	13,521,482.59	12,753,468.44
<b>Total Business Income</b>	<u>717,793,791.38</u>	<u>688,203,502.08</u>
<b>Total Service and Business Income</b>	<u>717,793,791.38</u>	<u>688,203,502.08</u>
<b>Total Income</b>	<u>717,793,791.38</u>	<u>688,203,502.08</u>
<b>Expenses</b>		
<b>Personnel Services</b>		
<b>Salaries and Wages</b>		
Salaries and Wages-Regular	120,389,085.64	104,083,821.98
<b>Total Salaries and Wages</b>	<u>120,389,085.64</u>	<u>104,083,821.98</u>
<b>Other Compensation</b>		
Personnel Economic Relief Allowance (PERA)	5,297,096.68	5,077,346.97
Representation Allowance (RA)	4,785,772.28	4,827,863.31
Transportation Allowance (TA)	4,390,827.32	3,972,098.72
Clothing/Uniform Allowance	1,311,600.00	1,055,000.00
Overtime and Night Pay	5,383,957.94	3,893,989.65
Year End Bonus	10,189,639.55	8,910,121.94
Cash Gift	1,110,500.00	1,078,000.00
Other Bonuses and Allowances	65,897,901.30	54,913,868.53
<b>Total Other Compensation</b>	<u>98,426,336.73</u>	<u>83,728,289.12</u>
<b>Personnel Benefit Contributions</b>		
Retirement and Life Insurance Premiums	3,399,587.00	2,905,733.60
Pag-IBIG Contributions	514,378.60	258,400.00
PhilHealth Contributions	1,341,187.27	960,450.00
Employees Compensation Insurance Premiums	79,217.00	69,930.00
Provident/Welfare Fund Contributions	17,540,639.44	15,647,075.22
<b>Total Personnel Benefit Contributions</b>	<u>22,875,009.31</u>	<u>19,841,588.82</u>
<b>Other Personnel Benefits</b>		
Retirement Gratuity	2,324,710.18	
Terminal Leave Benefits	7,699,620.49	4,212,920.59
<b>Total Other Personnel Benefits</b>	<u>10,024,330.67</u>	<u>4,212,920.59</u>
<b>Total Personnel Services</b>	<u>251,714,762.35</u>	<u>211,866,620.51</u>
<b>Maintenance and Other Operating Expenses</b>		
<b>Traveling Expenses</b>		
Traveling Expenses-Local	23,112,145.59	12,559,694.88
Traveling Expenses-Foreign	2,185,308.07	1,235,149.00
<b>Total Traveling Expenses</b>	<u>25,297,453.66</u>	<u>13,794,843.88</u>
<b>Training and Scholarship Expenses</b>		
Training Expenses	9,616,075.46	4,027,934.02
<b>Total Training and Scholarship Expenses</b>	<u>9,616,075.46</u>	<u>4,027,934.02</u>

	2018	2017
<b>Supplies and Materials Expenses</b>		
Office Supplies Expenses	6,552,166.28	5,918,194.11
Accountable Forms Expenses	278,195.52	327,119.20
Drugs and Medicines Expenses	57,006.50	41,855.75
Fuel, Oil and Lubricants Expenses	2,361,214.93	1,475,868.88
Semi-Expendable Machinery and Equipment Expenses	8,595.00	376,910.00
Semi-Expendable Furniture, Fixtures and Books Expenses	23,631.40	310,512.20
Other Supplies and Materials Expenses	357,365.77	405,536.10
<b>Total Supplies and Materials Expenses</b>	<b>9,638,175.40</b>	<b>8,855,996.24</b>
<b>Utility Expenses</b>		
Water Expenses	694,525.42	595,360.37
Electricity Expenses	7,026,359.07	5,670,294.90
<b>Total Utility Expenses</b>	<b>7,720,884.49</b>	<b>6,265,655.27</b>
<b>Communication Expenses</b>		
Postage and Courier Services	1,698,719.69	1,736,552.87
Telephone Expenses	2,303,902.25	2,095,546.77
Internet Subscription Expenses	1,247,769.72	1,035,006.57
<b>Total Communication Expenses</b>	<b>5,250,391.66</b>	<b>4,867,106.21</b>
<b>Confidential, Intelligence and Extraordinary Expenses</b>		
Extraordinary and Miscellaneous Expenses	670,504.27	634,957.02
<b>Total Confidential, Intelligence and Extraordinary Expenses</b>	<b>670,504.27</b>	<b>634,957.02</b>
<b>Professional Services</b>		
Consultancy Services	6,667,820.00	12,750,304.36
Other Professional Services	55,943,523.04	36,123,923.52
<b>Total Professional Services</b>	<b>62,891,993.04</b>	<b>48,960,227.88</b>
<b>General Services</b>		
Janitorial Services	2,713,468.81	2,866,137.41
Security Services	7,786,791.72	6,038,539.01
Other General Services	9,490,053.94	3,868,223.15
<b>Total General Services</b>	<b>19,990,314.47</b>	<b>12,772,899.57</b>
<b>Repairs and Maintenance</b>		
Repairs and Maintenance-Machinery and Equipment	249,680.39	249,095.11
Repairs and Maintenance-Transportation Equipment	2,452,232.27	1,426,313.38
Repairs and Maintenance-Furniture and Fixtures	5,500.00	5,819.60
Repairs and Maintenance-Semi-Expendable Information and Co	2,800.00	
<b>Total Repairs and Maintenance</b>	<b>2,710,212.66</b>	<b>2,698,806.93</b>
<b>Taxes, Insurance Premiums and Other Fees</b>		
Taxes, Duties and Licenses	42,363,220.28	31,259,387.46
Fidelity Bond Premiums	330,727.28	689,460.22
Insurance Expenses	739,109.39	982,368.50
<b>Total Taxes, Insurance Premiums and Other Fees</b>	<b>43,433,056.95</b>	<b>32,931,216.18</b>
<b>Other Maintenance and Operating Expenses</b>		
Advertising, Promotional and Marketing Expenses	3,928,968.12	1,958,142.07
Printing and Publication Expenses	250,476.56	815,197.99
Representation Expenses	5,891,358.35	4,910,758.28
Transportation and Delivery Expenses	77,004.67	350,163.87
Rent/Lease Expenses	8,610,609.23	5,865,318.35
Membership Dues and Contributions to Organizations	1,200.00	11,345.00
Subscription Expenses	171,400.72	169,230.16
Donations	20,000.00	2,995,546.10
Litigation/Acquired Assets Expenses	98,416.96	1,582,726.72
Directors and Committee Members' Fees	2,181,000.00	1,302,000.00
Major Events and Conventions Expenses	6,069,868.59	3,693,992.86
Other Maintenance and Operating Expenses	23,589,878.81	24,578,210.25
<b>Total Other Maintenance and Operating Expenses</b>	<b>50,890,182.01</b>	<b>48,232,631.65</b>
<b>Total Maintenance and Other Operating Expenses</b>	<b>238,109,244.07</b>	<b>184,042,274.85</b>
<b>Financial Expenses</b>		
<b>Financial Expenses</b>		
Interest Expenses	3,916,859.85	5,264,149.04
Bank Charges	1,894,064.57	43,455.00
<b>Total Financial Expenses</b>	<b>5,810,924.42</b>	<b>5,307,604.04</b>

	2018	2017
<b>Non-Cash Expenses</b>		
<b>Depreciation</b>		
Depreciation-Buildings and Other Structures	6,781,867.80	6,781,867.80
Depreciation-Machinery and Equipment	6,150,762.42	2,597,493.60
Depreciation-Transportation Equipment	1,831,543.89	1,448,292.84
Depreciation-Furniture, Fixtures and Books	248,885.26	184,682.82
Depreciation-Leased Assets Improvements	1,006,213.64	1,060,994.75
<b>Total Depreciation</b>	<b>16,019,273.01</b>	<b>12,073,331.81</b>
<b>Amortization</b>		
Amortization-Intangible Assets	310,036.16	551,547.26
<b>Total Amortization</b>	<b>310,036.16</b>	<b>551,547.26</b>
<b>Impairment Loss</b>		
Impairment Loss-Loans and Receivables	1,609,912.48	5,021,705.26
<b>Total Impairment Loss</b>	<b>1,609,912.48</b>	<b>5,021,705.26</b>
<b>Total Non-Cash Expenses</b>	<b>17,939,221.65</b>	<b>17,646,584.33</b>
<b>Total Expenses</b>	<b>513,574,152.49</b>	<b>418,863,083.73</b>
<b>Profit/(Loss) Before Tax</b>	<b>204,219,638.89</b>	<b>269,340,418.35</b>
<b>Income Tax Expense/(Benefit)</b>	<b>26,291,956.32</b>	<b>58,784,050.57</b>
<b>Profit/(Loss) After Tax</b>	<b>177,927,682.57</b>	<b>210,556,367.78</b>
<b>Assistance and Subsidy</b>		
<b>Assistance and Subsidy</b>		
Subsidy from National Government	612,462,120.00	1,246,204,521.00
<b>Total Assistance and Subsidy</b>	<b>612,462,120.00</b>	<b>1,246,204,521.00</b>
<b>Financial Assistance/Subsidy/Contribution</b>		
Financial Assistance to NGOs/POs	22,214,936.65	24,534,720.52
<b>Total Financial Assistance/Subsidy</b>	<b>22,214,936.65</b>	<b>24,534,720.52</b>
<b>Net Assistance/Subsidy/(Financial Assistance/Subsidy/Contribution)</b>	<b>590,247,183.35</b>	<b>1,221,669,800.48</b>
<b>Comprehensive Income/(Loss)</b>	<b>768,174,865.92</b>	<b>1,432,226,168.26</b>
<b>Prepared &amp; Certified by:</b>	<b>Recommending Approval:</b>	<b>Approved by:</b>
 <b>DANTE M. ANABE</b> OIC-Vice President Finance and Comptrollership	 <b>ATTY. JUNE G. PAYOT</b> Executive Vice President	 <b>ATTY. ARNOLFO RICARDO B. CABLING</b> President