



SOCIAL HOUSING FINANCE CORPORATION


Enhancing People's Lives and Empowering Communities through FAIR Shelter Solutions

SOCIAL HOUSING FINANCE CORPORATION STATEMENT OF COMPREHENSIVE INCOME


For the period ending June 30, 2016

Income:	As of May	This Month	Year to Date
Business and Service Income			
Interest Income	198,172,249.01	40,758,880.03	238,931,129.04
Other Business and Service Income	3,859,233.66	734,619.16	4,593,852.82
Other Income			
Other Income	422,282.74	61,590.71	483,873.45
Gross Income	<u>202,453,765.41</u>	<u>41,555,089.90</u>	<u>244,008,855.31</u>
Less: Expenses			
Personal Services			
Salaries & Wages	35,944,031.35	7,107,063.56	43,051,094.91
Other Compensation	24,796,308.15	13,161,899.66	37,958,207.81
Personnel Benefit Contribution	5,679,744.60	1,420,818.40	7,100,563.00
Other Personnel Benefits	1,386,516.50	8,589,145.64	9,975,662.14
Total Personal Services	<u>67,806,600.60</u>	<u>30,278,927.26</u>	<u>98,085,527.86</u>
Maintenance & Other Operating Expenses			
Travelling Expenses	1,841,123.37	1,125,572.19	2,966,695.56
Training Expenses	4,586,430.07	90,438.00	4,676,868.07
Supplies & Materials Expenses	2,814,755.58	486,806.08	3,301,561.66
Communication Expenses	1,127,765.23	235,875.12	1,363,640.35
Utility Expenses	1,891,193.17	554,214.95	2,445,408.12
Contribution to Organization	1,621,691.25	321,558.25	1,943,249.50
Advertising Expenses	339,302.54	14,886.00	354,188.54
Printing & Binding Expenses	11,626.50	93,297.33	104,923.83
Rent Expenses	2,161,555.30	236,223.14	2,397,778.44
Representation Expenses	2,044,304.32	177,659.40	2,221,963.72
Subscription Expenses	55,820.48	13,450.96	69,271.44
Professional Services	5,213,345.11	1,938,950.20	7,152,295.31
General Services	1,999,232.11	266,191.95	2,265,424.06
GAD Expenses	81,692.77	106,665.60	188,358.37
Repairs & Maintenance	632,372.09	58,800.15	691,172.24
Discretionary, Extraordinary & Misc. Expenses	504,556.37	116,221.80	620,778.17
Taxes, Insurance premiums and Other Fees	11,399,793.57	1,806,094.10	13,205,887.67
Other MOOE	7,760,252.38	430,386.64	8,190,639.02
Loan Loss	2,518,941.33	332,632.37	2,851,573.70
Non - Cash Expenses	6,694,892.08	1,354,160.56	8,049,052.64
Total MOOE	<u>55,300,645.62</u>	<u>9,760,084.79</u>	<u>65,060,730.41</u>
Financial Expenses			
Interest Expenses	2,467,072.85	477,342.93	2,944,415.78
Origination & Appraisal Cost	9,822,085.74	5,980,449.00	15,802,534.74
Financial Expense - Technical Assistance	16,819,469.72	2,405,721.80	19,225,191.52
Bank Charges	103,251.03	4,050.00	107,301.03
Total Financial Expenses	<u>29,211,879.34</u>	<u>8,867,563.73</u>	<u>38,079,443.07</u>
Total Expenses	<u>152,319,125.56</u>	<u>48,906,575.78</u>	<u>201,225,701.34</u>
Net Income/(Loss) before Income Tax	<u>50,134,639.85</u>	<u>(7,351,485.88)</u>	<u>42,783,153.97</u>
Less Provision for Income Tax	<u>11,678,024.67</u>	<u>-</u>	<u>11,678,024.67</u>
Net Income/(Loss) after Income Tax	<u>38,456,615.18</u>	<u>(7,351,485.88)</u>	<u>31,105,129.30</u>
Add: Subsidy from National Government	<u>546,767,241.00</u>	<u>1,429,030,304.00</u>	<u>1,975,797,545.00</u>
Net Income/(Loss) and Subsidies	<u>585,223,856.18</u>	<u>1,421,678,818.12</u>	<u>2,006,902,674.30</u>


Prepared & Certified by:


DANTE MANABE
Manager, Finance &
Controllership Department

Recommending Approval:


EDUARDO T. MANICIO
Executive Vice President

Approved by:


MA. ANA R. OLIVEROS
President