



SOCIAL HOUSING FINANCE CORPORATION CONDENSED STATEMENT OF CASH FLOWS ALL FUNDS AS OF MARCH 31, 2021	
	<u>2021</u>
CASH FLOWS FROM OPERATING ACTIVITIES	
Cash Inflows	
Collection of Income/Revenue	253,818,490.80
Receipt of Assistance/Subsidy	-
Collection of Receivables	1,446,681.03
Receipt of Inter-Agency Fund Transfers	(2,445,329.04)
Trust Receipts	-
Other Receipts	328,332.11
Total Cash Inflows	<u>253,148,174.90</u>
Cash Outflows	
Payment of Expenses	263,382,188.51
Purchase of Inventories	1,038,342.95
Grant of Cash Advances	(257,966.77)
Prepayments	21,934,704.68
Refund of Deposits	(51,686,333.75)
Remittance of Personnel Benefit Contributions and Mandatory Deductions	7,268,697.51
Release of Inter-Agency Fund Transfers	245,200.27
Release of funds for mortgage contracts	432,872,897.10
Other Disbursements	622,568.67
Total Cash Outflows	<u>675,420,099.17</u>
Net Cash Provided by/(Used in) Operating Activities	<u>(422,271,924.27)</u>
CASH FLOWS FROM INVESTING ACTIVITIES	
Cash Inflows	
Receipt of Interest Earned	7,003,757.21
Proceeds from Matured Investments/Redemption of Long-term Investments/Ret	369,887,367.60
Total Cash Inflows	<u>376,891,124.81</u>
Cash Outflows	
Purchase/Construction of Investment Property	295,269,980.00
Purchase/Construction of Property, Plant and Equipment	-
Purchase of Investments	50,000,000.00
Purchase of Intangible Assets	-
Grant of Loans	-
Total Cash Outflows	<u>345,269,980.00</u>
Net Cash Provided By/(Used In) Investing Activities	<u>31,621,144.81</u>
CASH FLOWS FROM FINANCING ACTIVITIES	
Cash Outflows	
Payment of Long-Term Liabilities	3,575,696.55
Payment of Interest on Loans and Other Financial Charges	362,993.88
Payment of Cash Dividends	-
Others: Financial expense for technical assistance	18,823,172.68
Total Cash Outflows	<u>22,761,863.11</u>
Net Cash Provided By/(Used In) Financing Activities	<u>(22,761,863.11)</u>
INCREASE/(DECREASE) IN CASH AND CASH EQUIVALENTS	<u>(413,412,642.57)</u>
Effects of Exchange Rate Changes on Cash and Cash Equivalents	-
CASH AND CASH EQUIVALENTS, JANUARY 1	<u>4,792,548,883.18</u>
CASH AND CASH EQUIVALENTS, MARCH 31	<u>4,379,136,240.61</u>


Prepared & Certified by:

Recommending Approval:

Approved by:


DANTE MANABE
OIC - Vice President
Finance and Comptrollership


RUBENC. LASET
OIC - Senior Vice President
Corporate and Governance Group


ATTY. ARNOLFO RICARDO B. CABLING
President